

Josh Knatterud-Hubinger, Chief
Financial Officer, MnDOT

Doug Fischer, Program Director,
Government Markets, TKDA

Margaret Donahoe, Executive Director
Minnesota Transportation Alliance

Transportation Funding in Minnesota

May, 2024

New Money: Federal, State, Local – What does it all mean for the industry?

New Infrastructure Legislation

IIJA – Infrastructure Investment and Jobs Act

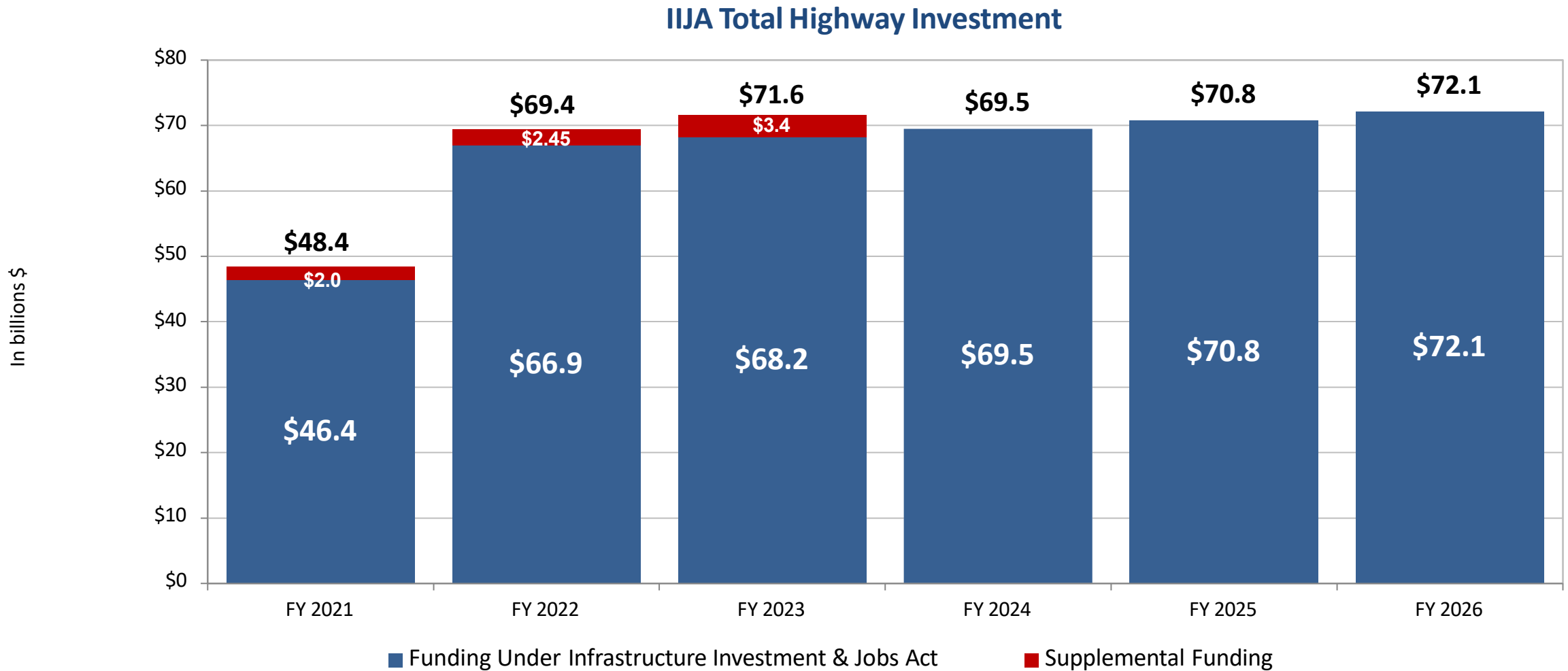
IRA – Inflation Reduction Act

CHIPS & Science Act

Federal Funding

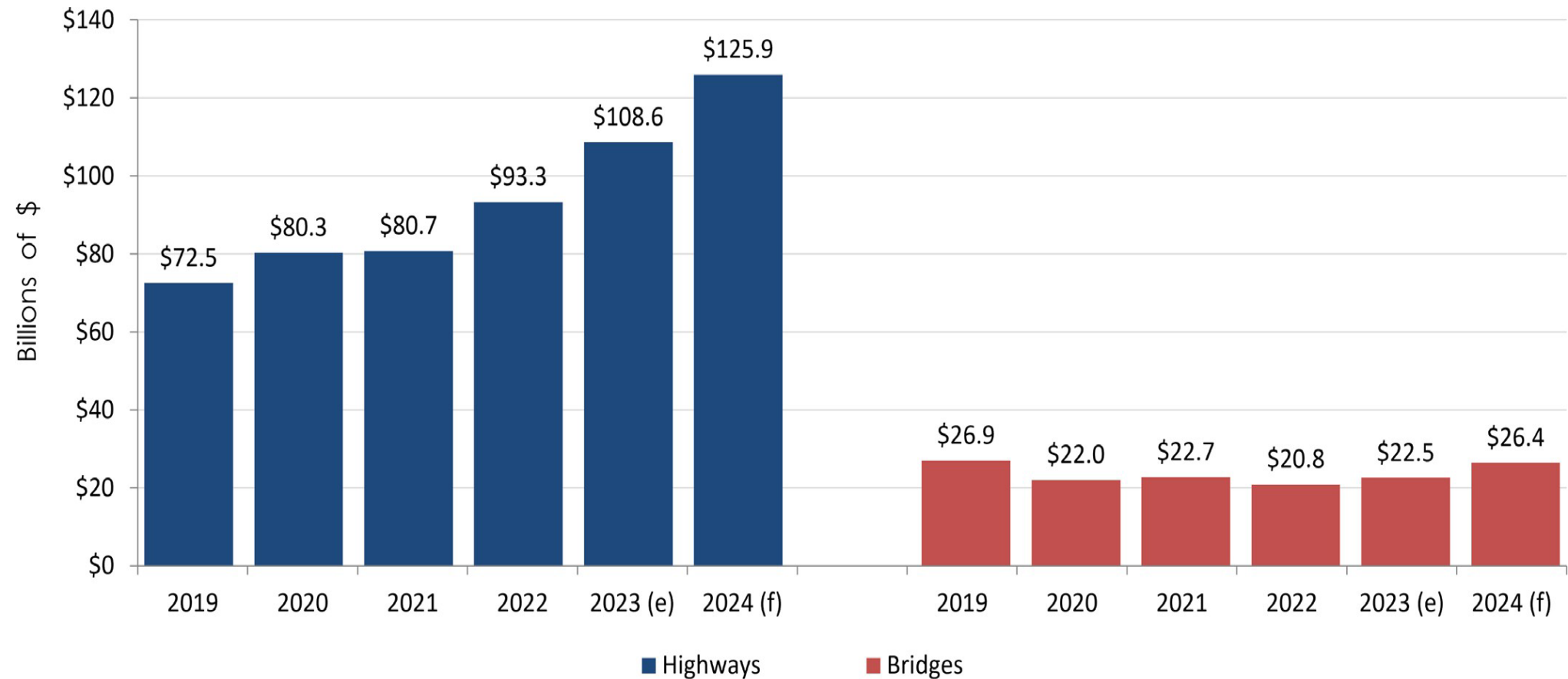
- Formula Funds
- Discretionary Grants
- Congressionally Directed Spending

Federal-Aid Highway Investment Under the IIJA



Source: FHWA final notices for annual highway program obligations and supplemental programs, Infrastructure Investment & Jobs Act

Outlook for U.S. Value of Highway & Bridge Construction Activity



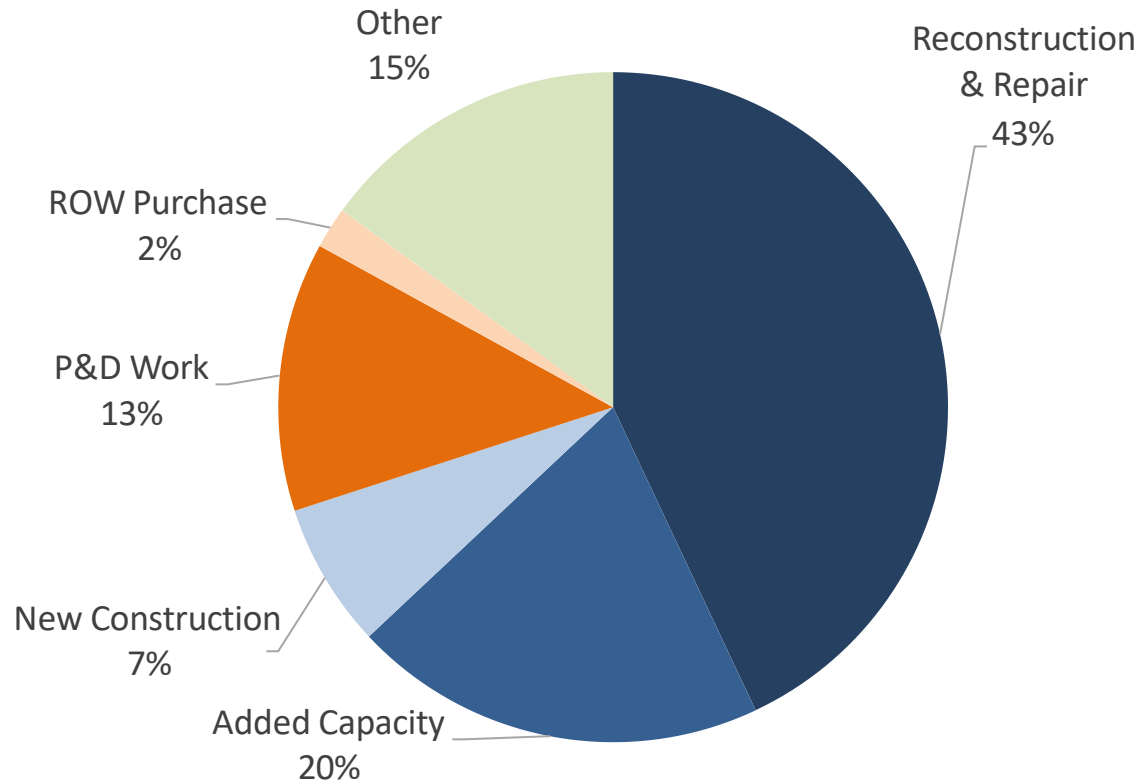
Source: ARTBA outlook of U.S. Census Bureau Value of Construction Put in Place, does not take into account changes in inflation, prices, or project costs.

Construction Investment Up Nationally

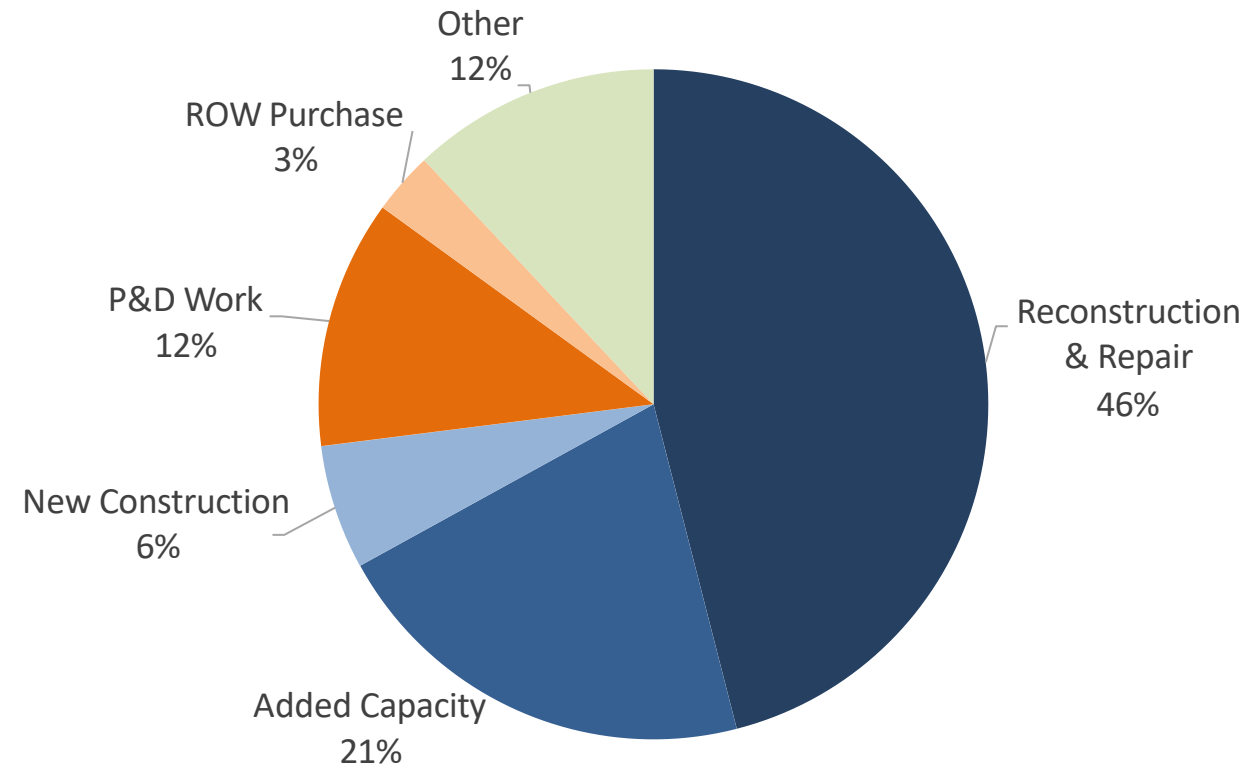
- Highway and bridge construction finished 2023 on a high note - the total value of highway activity was \$7.2 billion in December, jumping 27 percent compared to December 2022. The total value of work was \$111.2 billion, up 19 percent over 2022 (see chart). Bridge work was also up in December (+20 percent) and YTD (+12 percent).
- Annual market activity was also strong for airport runway work, rail and transit terminal construction, and Class I railroad investments.

Almost Half of Federal-Aid Highway Project Value Is For Reconstruction Work

National Average (FY 2021):
Value of Federal-Aid Highway Projects by Type



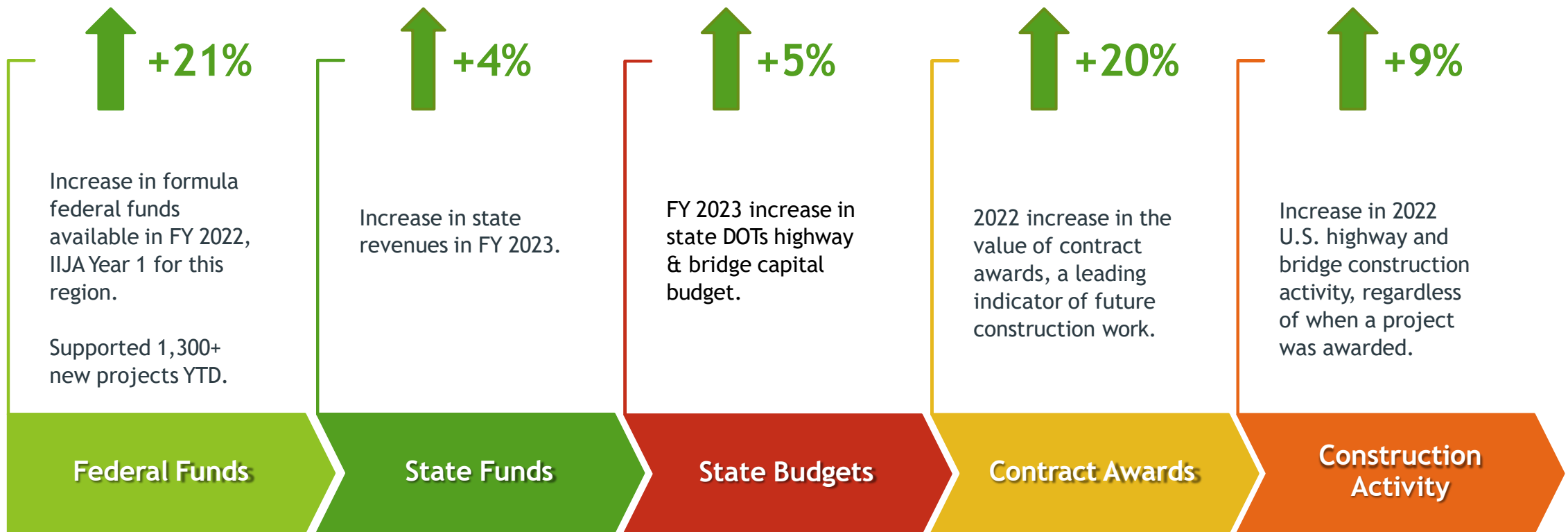
National Average (FY 2022):
Value of Federal-Aid Highway Projects by Type



Source: Data from Federal Highway Administration for FY 2022.

ARTBA Central Region

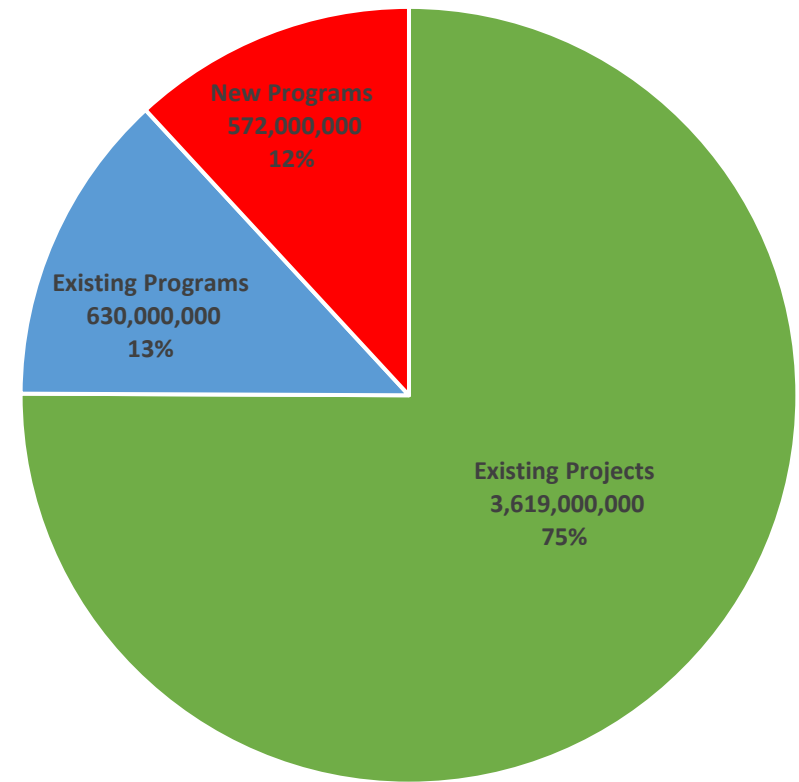
Highway & Bridge Construction Market Project Pipeline



\$4.8 Billion to Minnesota over 5 years

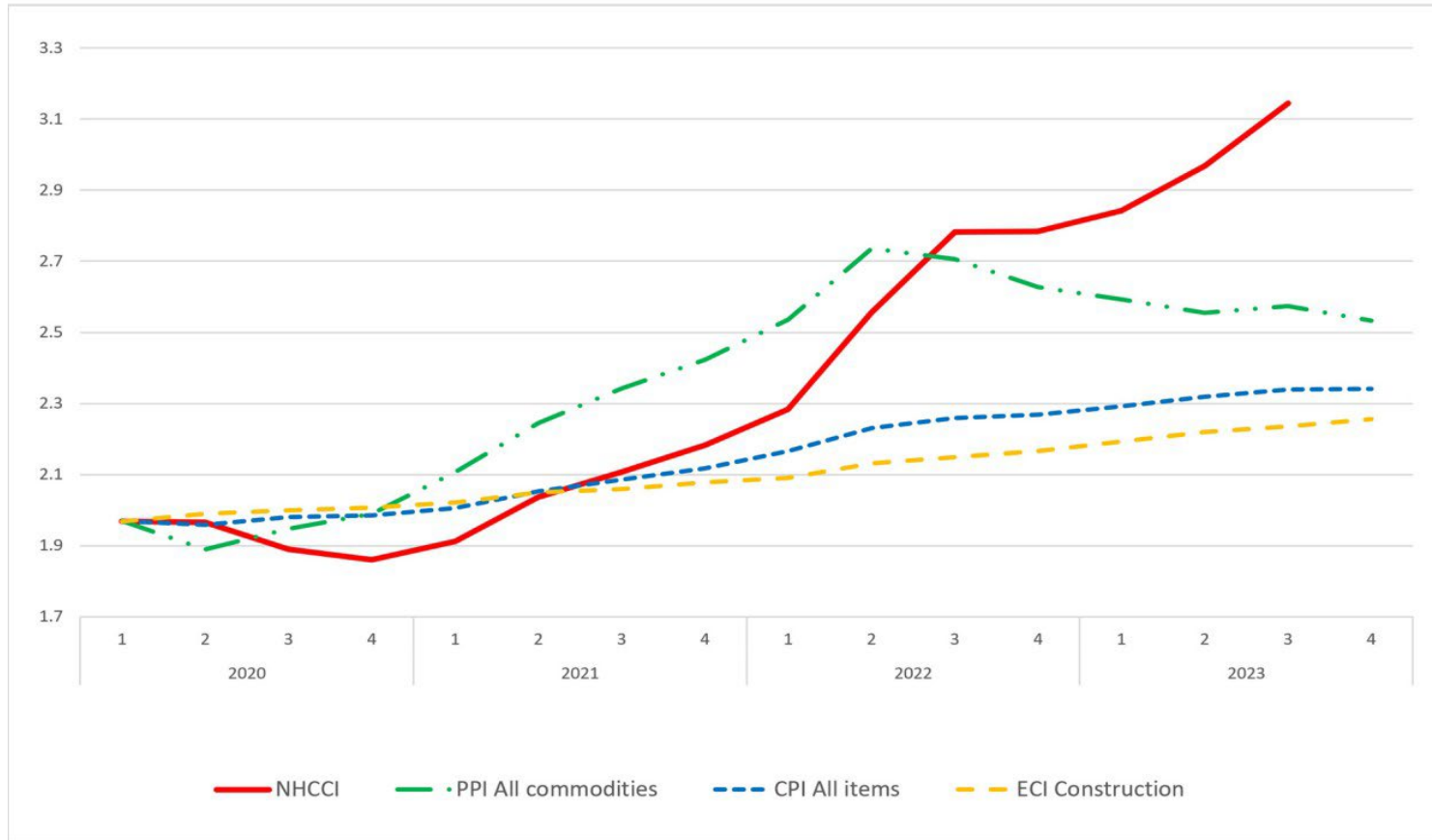
- \$3.6 Billion for EXISTING PROJECTS as shown in the STIP
- \$630 Million additional for EXISTING PROGRAMS
- \$570 Million for NEW PROGRAMS

Estimated IJIA Formula Funds to Minnesota
FFY22 to FFY26



National Construction Inflation

Figure 1. Comparison of NHCCI with PPI, CPI, and ECI (rebased to NHCCI 2020 Q1)



Source: FHWA and BLS Data

The FHWA analysis states that the high NHCCI “can largely be explained by the combination of higher asphalt and oil prices, an increase in demand and employment in highway construction, and a steady decline in the number of bids on highway projects...”

Goal: Maximize Federal Dollars for MN

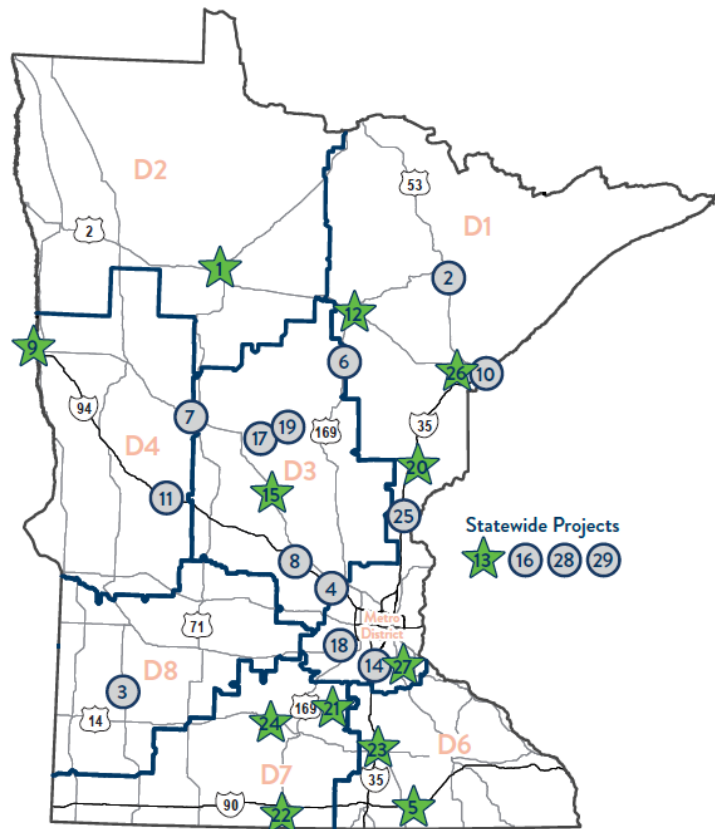
- Minnesota working to fund and coordinate applications for federal dollars.
- New position: **Micah Intermill**, Enterprise Director for Federal Funds Implementation
- Dashboard shows projects funded with federal dollars
- https://public.tableau.com/shared/RF5CHFK4H?:display_count=y&origin=viz_share_link&embed=y

MnDOT Grant Submitted and Awarded Projects

FFY 2022 - 2026

MnDOT BIL Grant Submitted and Awarded Projects

as of June 21, 2023



Legend

MnDOT District Boundaries

Submitted Projects Awarded Projects

mn DEPARTMENT OF
TRANSPORTATION

#	Project Description	Congr Dist	FFY	Grant	Amount Requested	Amount Awarded
1	TH 197/Paul Bunyan Drive in Bemidji	4	2022	RAISE	\$18 M	\$18 million
2	TH 53 Improvements at Rock Ridge Public Schools	8	2022, 2023	RAISE	\$25 M	-, pending
			2022	INFRA	\$24 M	-
3	Marshall Minnesota Highway 19 Reconstruction Project	4	2022	RAISE	\$13 M	-
			2023		\$15.39 M	pending
4	I-94 Gap Monticello to Albertville	6	2022	INFRA	\$60 M	-
				Mega		-
5	I-90 Bridge Replacement in Austin	1	2022	INFRA	\$25 M	\$25 million (INFRA)
				BIP Bridge		
6	US 169 from Mississippi River to TH 200 in Hill City (Shoulder Widening)	8	2022	Rural	\$19 M	-
7	TH 10 Gap near Wadena (2 to 4 lane expansion)	8	2022	Rural	\$11.81 M	-
8	I-94/TH 24 Interchange Reconstruction in Clearwater	6	2022	Rural	\$19 M	-
9	Downtown Moorhead Safety, Mobility and Livability Railgrade Separation Project (City Submittal)	4	2022	RAISE	\$33.5 M	\$26.3 million (Rural)
				INFRA		
				Rural		
				Mega		
				RCE (MnDOT Submittal)		
10	I-535 Blatnik Bridge	8	2022	BIP Large	\$895 M	-
11	I-94 Bridge Bundle in Alexandria	4	2022	BIP Bridge	\$5.7 M	-
12	go MARTI-Minnesota's Autonomous Rural Transit Initiative (Letter of Support Only)	8	2022	ATTAIN	\$9.3 M	\$9.3 million
13	CDOT ATMA Work Zone Safety (Colorado DOT Joint Application)	N/A	2022	SMART	\$1.89 M	\$1.89 million
14	MAC Automated People Movers (APMs) (Letter of Support Only)	2	2022	SMART	\$1.8 M	-
15	TH 27 Mississippi River Bridge Grade Separation (City of Little Falls Submittal)	7	2022	CRISI	\$2.5 M	pending
				RCE Planning	\$3.2 M	\$3.2 million
16	Council of State Governments and Midwest Interstate Passenger Rail Commission - Invest Midwest (Letter of Support Only)	N/A	2022	CRISI	\$4 M	pending
17	Brainerd Hwy 371/Hwy 210/BNSF Railroad Grade Separation Project	8	2022	CRISI	\$2 M	pending
18	Twin Cities and Western Railroad - Continuous Rail Conversion (Letter of Support Only)	3	2022	CRISI	\$2.5 M	pending
19	Washington Street Reconstruction in Brainerd	4	2023	RAISE	\$24.98 M	pending
20	MnDOT Hinckley Corridor Crossing Elimination and Improvement Study	8	2022	RCE Planning	\$480 K	\$480 K
21	Minnesota River Valley Transit	1/2	2022	Low or No Emission	\$3.4 M	\$3.4 million
22	Prairie Lake Transit					
23	Southern Minnesota Area Rural Transit					
24	Heartland Express					
25	Northern Lights Express	3/6/8	2022	Corridor ID	\$500 K	pending
			2022	Fed-State Partnership	\$474 M	pending
26	Skyline Parkway Scenic Byway	8	2022	NSBP	\$1.5 M	\$1.5 M
27	All American Great River Road - Spring Lake Park Reserve, Fischer Avenue Trailhead	2	2022	NSBP	\$700 K	\$700 K
28	Reducing Emissions in Rural Minnesota Transit	N/A	2023	Low or No Emission	\$1.5 M	pending
29	Greater Minnesota EV Infrastructure Community Program	N/A	2022/2023	Charging and Fueling Infrastructure	\$8 M	pending

12/5/2022

11

What Happened in 2023 Legislative Session

- Broad acceptance of the need:
 - 20-year long range MnSHIP estimate of funding gap for Trunk Highway system:
 - 2013: \$12B (\$600M/year)
 - 2017: \$18B (\$900M/year)
 - 2023: \$19-\$27B (\$23B = ~\$1.15B/year)
 - **Impact of 2023 bill: covered ~\$5.2B of that gap**
- IIJA
- Political trifecta
- \$17.5 billion surplus in state General Fund (~30% of biennial spend of ~\$56B)

2023 Session

Omnibus Transportation Budget Bill

➤ Revenue Increases

- Metropolitan Area Sales Tax: $\frac{3}{4}$ cent. Distributed to Metro Transit and counties
- Tab fee increase – increase tax rate and slow depreciation schedule. Generates about \$230 million per year.
- MVST increase from 6.5% to 6.875%. Keeps 60/40 highway/transit split. Increases percentage for GM transit.
- Delivery Fee of \$.50 per order on orders over \$100
- Index Gas Tax – Tied to CCI with 3% cap per year.

2023 Session

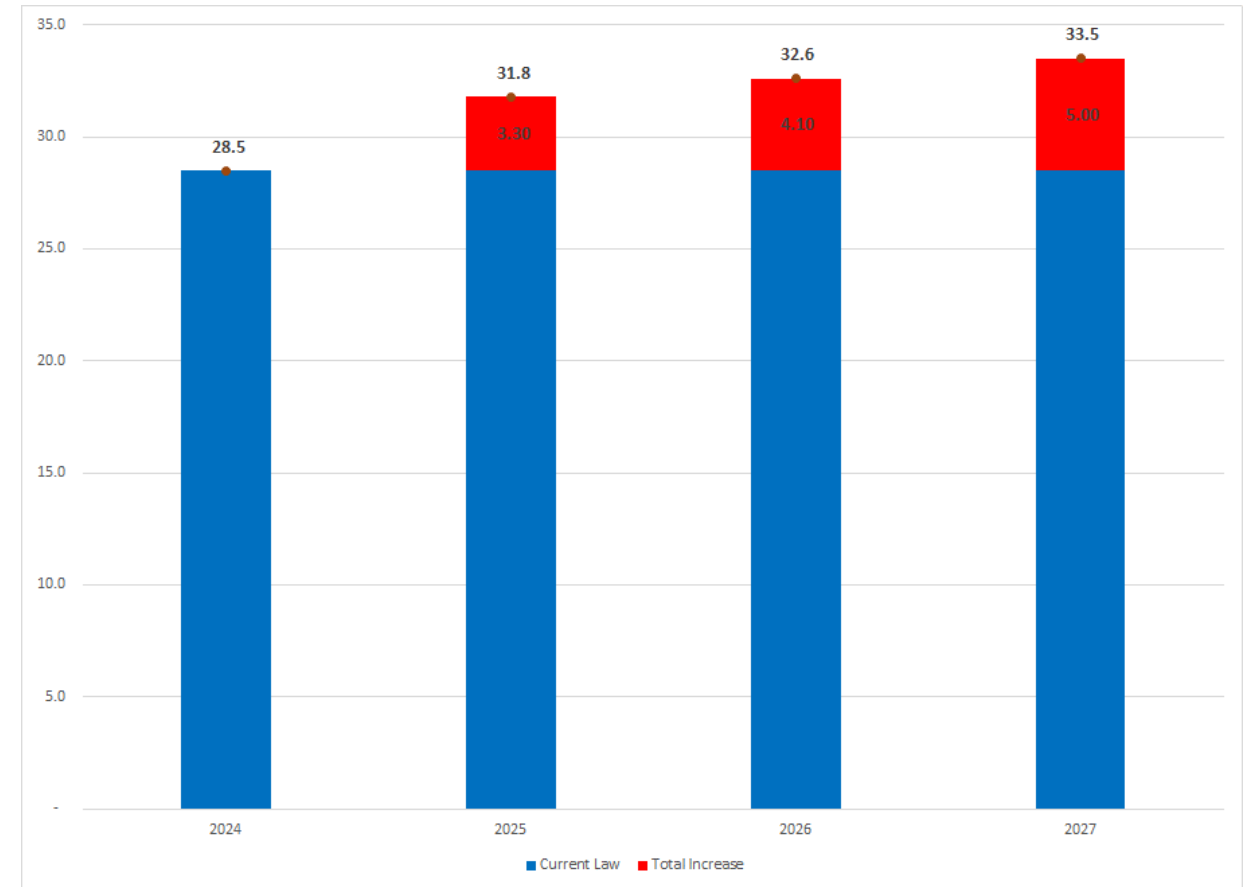
Ongoing, Dedicated Revenue: FY24-27 – 4 Year Totals

THF -	\$787,834,530
CSAH -	\$394,562,635
Metro Counties -	\$450,078,000
MSAS/Large Cities -	\$148,253,335
Small Cities -	\$ 70,360,000
Towns -	\$ 59,764,087
GM Transit -	\$ 81,972,000
METC -	\$1,739,411,000

2023 Legislative Session

HUTD – Gas Tax

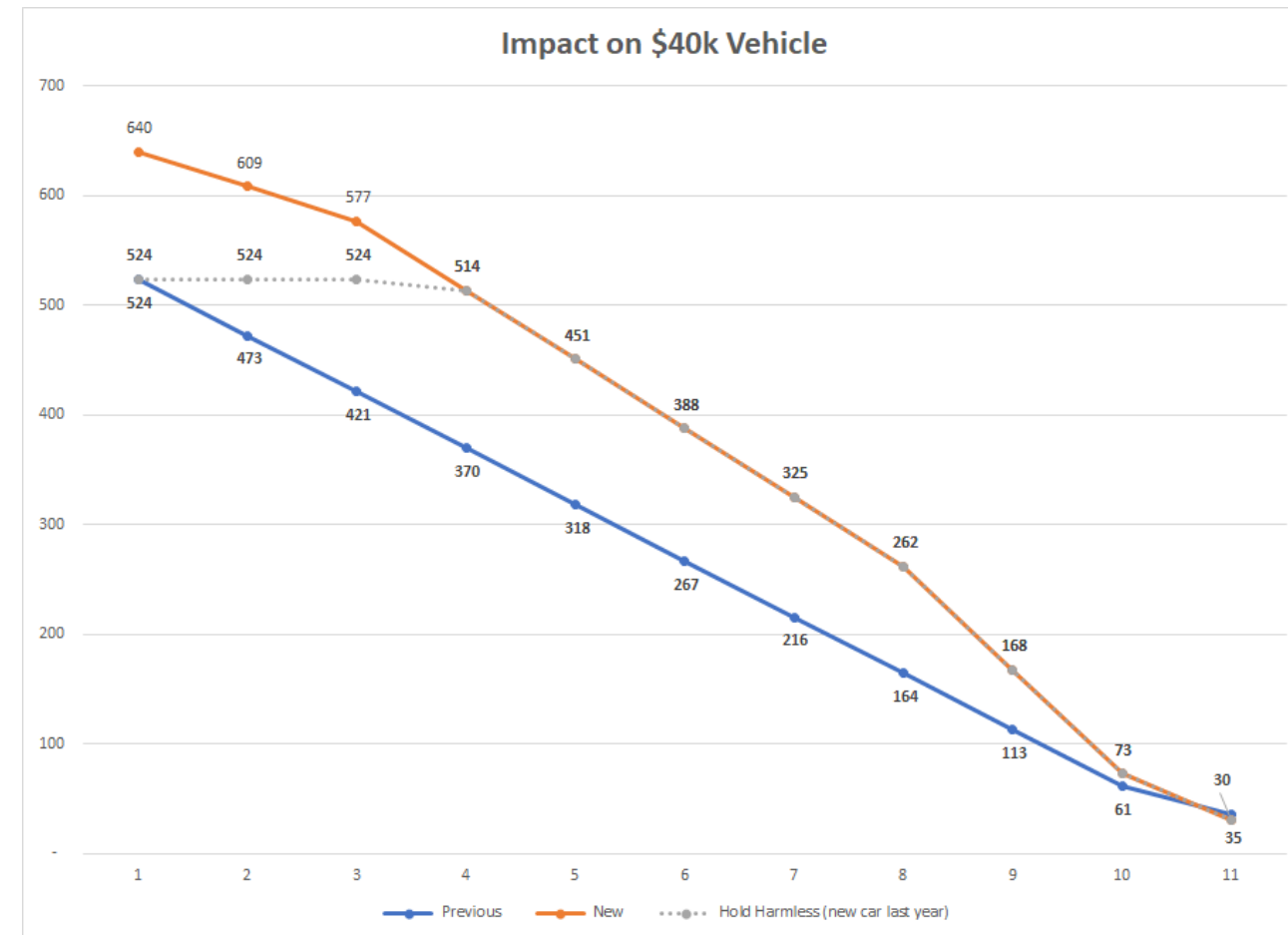
- Gas tax:
 - Indexed to MnDOT Construction Cost Index (CCI)
 - Estimated increases (cents):
 - 1/1/2025: +3.3 (13% inflation in FY22)
 - 1/1/2026: +0.8 (7% inflation, capped at 3%)
 - 1/1/2027: +0.9 (4% inflation, capped at 3%)
 - Cumulative increase: +5.0
 - Total rate in state fiscal year 2027 = 33.5 cents
 - FY 2027 additional revenue = ~\$154M



2023 Legislative Session

HUTD – Registration Tax

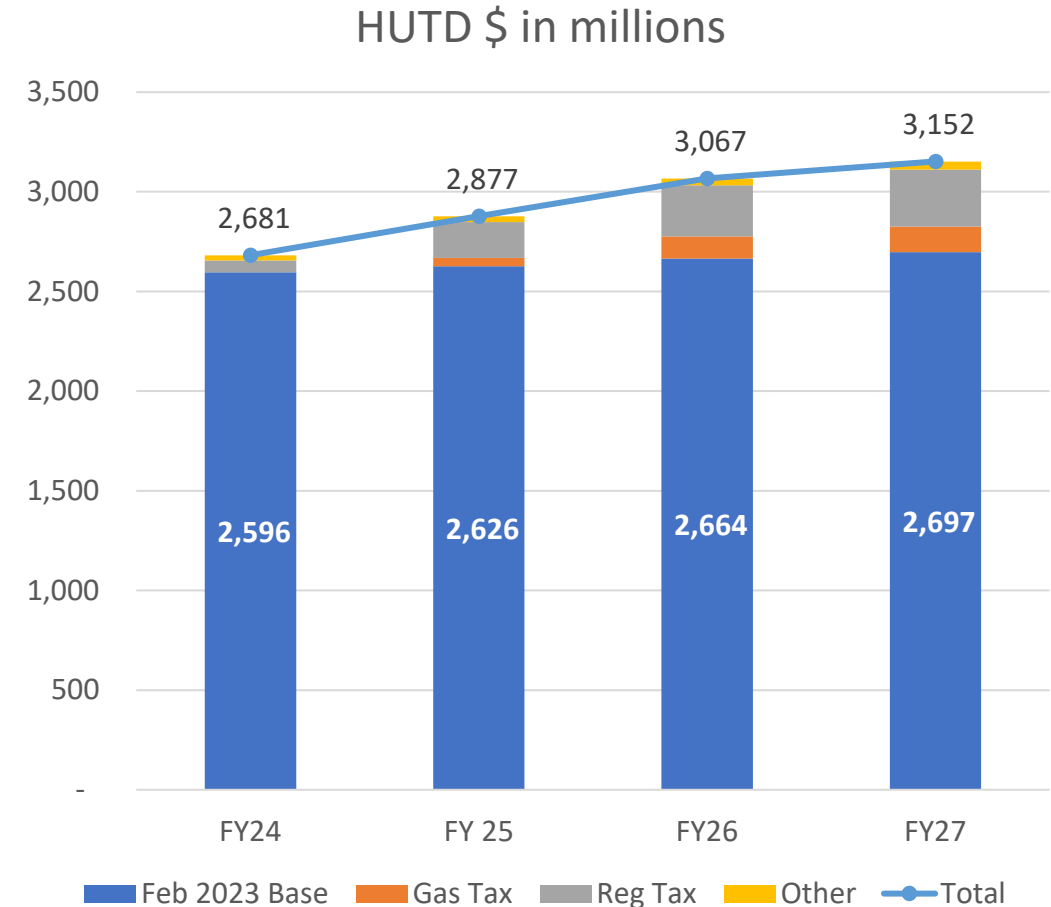
- Registration tax:
 - Rate increased to 1.575% (from 1.285%)
 - Depreciation schedule “slowed” down
 - Effective 1/1/2024
 - “Hold harmless” provision still applies
 - FY 2027 additional revenue = ~\$287M (~30% increase)



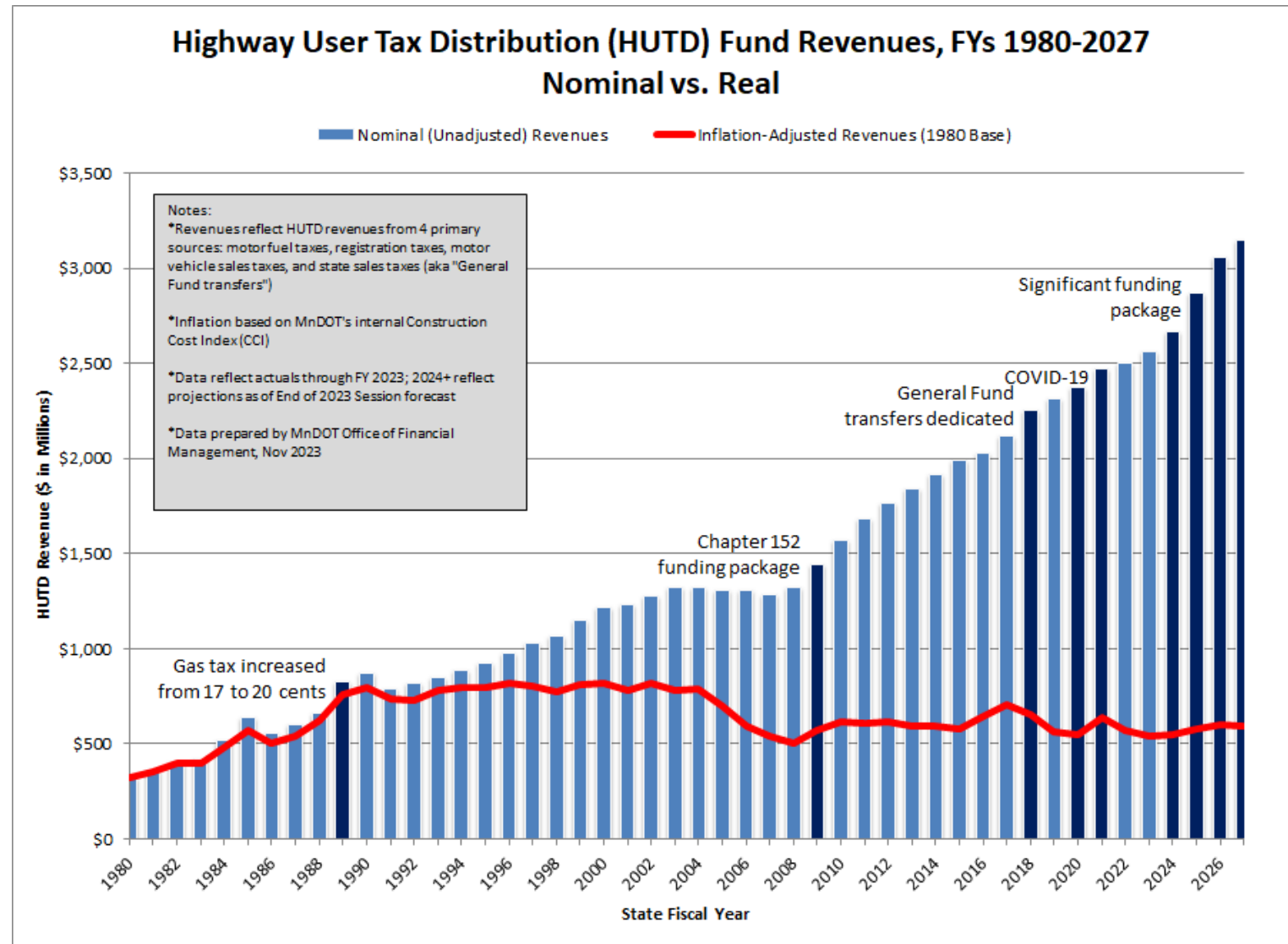
2023 Legislative Session

HUTD – Overall Changes

- Gas tax indexed
- Registration taxes increased
- MVST increased to 6.875% (from 6.5%)
- Overall, revenues increase ~17% in FY 2027 once fully phased in



Minnesota Highway User Tax Revenue History of Annual Revenues

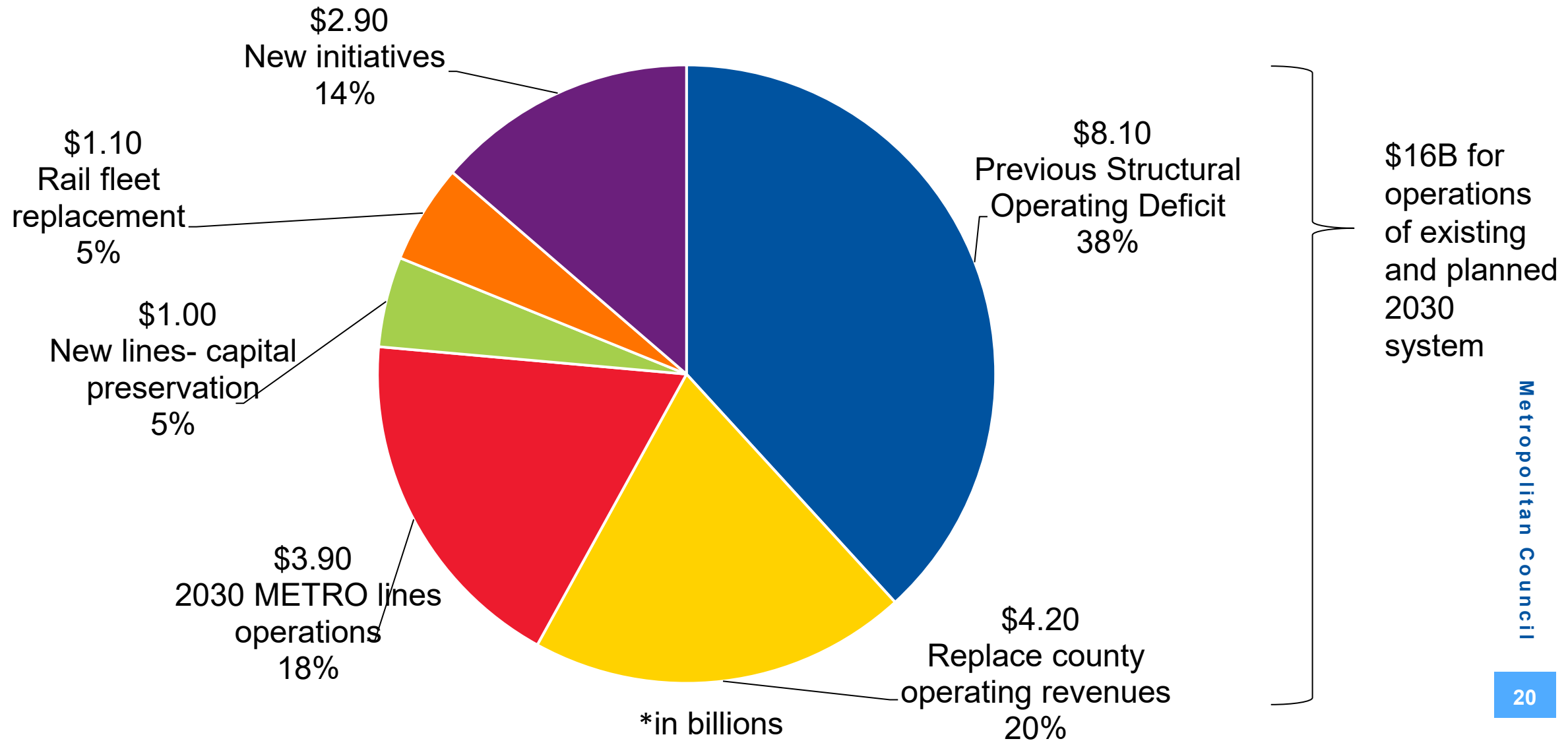


2023 Legislative Session

Transportation Advancement Account (TAA)

- Dedicated funding for locals
- Funded from two revenue sources:
 - Growing portion of existing Sales Tax on Auto Parts (3.5% in FY 24; 56.5% in FY 33+)
 - New retail delivery fee starting in FY 25: \$0.50 on eligible orders of \$100+
- Total revenues:
 - FY 2024: \$11M
 - FY 2033: \$300M+
- Distributions:
 - Metro counties (36%)
 - 41.5%: active transportation/corridor safety studies
 - 41.5%: repair, preservation, rehab/limited replacements
 - 17%: transit/complete streets/mitigation
 - Counties via "normal" CSAH (10%)
 - Larger cities (15%)
 - Small cities (27%)
 - Town roads (11%)
 - Food delivery support grants via DHS (1%)

30 Year Sales Tax Preliminary Forecast Total \$21.2B



Sales Tax Legislative Requirements

Fulfills and Revises Funding Obligations for Current and Planned Transit System

- Addresses transit operations deficit previously forecasted to begin SFY 2026-2027
- Ended counties' responsibility for transitway operations funding effective 10/1/2023
- Clarifies Metropolitan Council responsible for all transitway capital maintenance and replacement costs
- Other specific programs required by law, incl.:
 - Public safety initiatives on transit system
 - Midtown Greenway extension study
 - Metro Mobility pilot expansion
 - Free fare demonstration
 - SFY24 grants to suburban providers

New Initiatives To be Developed/Prioritized

- Increased regular route bus service levels
- Additional public safety initiatives on transit
- Accessibility at transit stops and transit centers
- New and replacement transit shelters
- BRT Planning and project development
- Zero emissions bus transition implementation
- Micro transit (all transit providers)
- Active transportation
- Wage adjustments for hourly ops. employees

2023 Legislative Session

Other Significant Transportation Funding

- New metro area sales tax (0.75%)
- ~\$600M/year
 - 83% to Met Council (~\$500M/year)
 - 95% for transit
 - 5% for active transportation
 - 17% to metro counties (\$100M/year)
 - 41.5%: active transportation/corridor safety studies
 - 41.5%: repair, preservation, rehab/limited replacements
 - 17%: transit/complete streets/mitigation
- Bonding/capital funding of ~\$1 billion
 - \$400M in capital bills
 - \$85M local roads
 - \$67M local bridges
 - \$18M ports
 - 36 named projects
 - ~\$600M in Trunk Highway bonds
 - \$200M SRC (for Blatnik)
 - \$153M Corridors of Commerce
 - \$158M for 6 named projects
 - Another 18 named projects in transportation bill

Putting It All Together: The “New” Way of Funding Projects

- Federal Funds
 - IJA Grants
 - ATP/Met Council Solicitation Process
 - Congressionally Directed Funds “Earmarks”

Federal NOFO's – Active/Closed

NOFO	Agency/Office	Opening Date	Closing Date
Bridge Investment Program (Large Bridge)	FHWA	9/27/2023	8/1/2024
Bridge Projects	FHWA	12/20/2023	11/1/2024
Planning and other Bridge Projects	FHWA	12/20/2023	10/1/2024
State Electronic Data Collection	NHTSA	1/1/2024	5/15/2024
Safe Streets and Roads for All (SS4A) - Planning	Office of the Secretary	2/21/2024	5/16/2024
Safe Streets and Roads for All (SS4A) - Implementation	Office of the Secretary	2/21/2024	5/16/2024
Low Carbon Transportation Materials Grants - State Request for Applications	FHWA	3/12/2024	6/10/2024
Active Transportation Infrastructure Investment Program	FHWA	3/19/2024	6/17/2024
Consolidated Rail Infrastructure Safety Improvements (CRISI)	FRA	4/2/2024	5/28/2024
Ferry Service for Rural Communities	FTA	4/17/2024	6/17/2024
Electric or Low-Emitting Ferry Pilot Program	FTA	4/17/2024	6/17/2024
Passenger Ferry Boat Program	FTA	4/17/2024	6/17/2024
Strengthening Mobility & Revolutionizing Transportation (SMART)	Office of the Secretary	5/13/2024	7/12/2024
Natural Gas Distribution Infrastructure Safety and Modernization (NGDISM) Grants	PHMSA	5/19/2024	6/20/2024

Federal NOFO's - Upcoming

NOFO	Agency/Office	Opening Date	Closing Date
Low-Carbon Transportation Materials Grants – Round 2 Non-State	FHWA	May 2024	TBD
Pilot Program for Transit Oriented Development Planning	FTA	May 2024	TBD
Federal State Partnership for Intercity Passenger Rail (NEC)	FRA	May 2024	TBD
National Culvert Removal, Replacement, & Restoration	FHWA	May 2024	TBD
Railroad Crossing Elimination	FRA	June 2024	TBD
Airport Terminal Program	FAA	June 2024	TBD
Charging & Fueling Infrastructure Grants (Community charging)	FHWA	June 2024	TBD
Charging & Fueling Infrastructure Grants (Corridor charging)	FHWA	June 2024	TBD
National Electric Vehicle Infrastructure (NEVI) 10% set aside	FHWA	June 2024	TBD
Reduction of Truck Emissions at Port Facilities	FHWA	June 2024	TBD
Airport Terminal Program	FAA	June 2024	TBD
Rural and Tribal Assistance Pilot Program	Office of the Secretary	July 2024	TBD
Reconnecting Communities Pilot Program	Office of the Secretary	July 2024	TBD
Strengthening Mobility & Revolutionizing Transportation (SMART) Grants	Office of the Secretary	July 2024	TBD
Promoting Resilient Operations for Transformative, Efficient, and Cost-saving Transportation	FHWA	July 2024	TBD
Regional Infrastructure Accelerators Demonstration Program	Office of the Secretary	July 2024	TBD
Federal-State Partnership for Intercity Passenger Rail (National)	FRA	Fall 2024	TBD
Local and Regional Project Assistance Grants (RAISE)	Office of the Secretary	Fall 2024	TBD

IIJA State Matching Funds

- \$216.4M in general funding to match federal discretionary grants
 - Available for all Minnesota entities that have been awarded a discretionary grant under IIJA for a transportation related purpose
 - For match amount or at \$10M each, whichever is less
 - Includes IIJA awards made since the law's enactment on November 15, 2021
 - Funds awarded on first come, first served basis
 - [IIJA Match Program - MnDOT \(state.mn.us\)](https://state.mn.us/IIJA-Match-Program-MnDOT)
- 40 applications requesting \$100M have been approved
- 8 applications were not funded due to ineligibility

IJA State Technical Assistance

- \$2M in general funding for technical assistance for local governments and tribes
 - \$30,000 max grant award
 - 15% set aside for tribes, 15% set aside for small cities
 - Only one grant per local agency per year. Tribes may be awarded multiple grants in a year.
 - Funds awarded on first come, first served basis
 - [IJA State Program - State Aid – MNDOT](#)
- 9 applications each requesting approximately \$30,000 have been approved

Previous Success – Not Just for the “Big Boys”

Agency	Fiscal Year	Program	Project	Applicant/ Recipient	Award Amount
FHWA	2023	Rural Surface Transportation Grant Program	TH 210 Brainerd (Rural)	MnDOT	\$25,000,000
FHWA	2023	Advanced Digital Construction Management Systems (ADCMS)	Minnesota Nice Connects the DOTs Through the Construction Cycle	MnDOT	\$2,160,000
USDOT	2023	Safe Streets and Roads for All (SS4A)	Minneapolis Systematic Street Safety Improvements	Minneapolis City	\$20,004,000
USDOT	2023	Safe Streets and Roads for All (SS4A)	City-Wide Safety Action Plan	Buffalo City	\$192,000
USDOT	2023	Safe Streets and Roads for All (SS4A)	Comprehensive Safety Action Plan	Maple Lake City	\$134,576
USDOT	2023	Safe Streets and Roads for All (SS4A)	Area Safety Action Plan	Duluth-Superior Metropolitan Interstate Council	\$250,000
USDOT	2023	Safe Streets and Roads for All (SS4A)	Safe & Equitable Mobility Action Plan	Edina City	\$200,000
USDOT	2023	Safe Streets and Roads for All (SS4A)	Fridley Streets for All	Fridley City	\$220,000
USDOT	2023	Safe Streets and Roads for All (SS4A)	Safety Action Plan	Otter Tail County	\$200,000
USDOT	2023	Safe Streets and Roads for All (SS4A)	Addressing the Worst Traffic Safety Issues	St. Cloud APO	\$120,000
USDOT	2023	Rural and Tribal Assistance Pilot Program (RTA)	Feasibility Study - Nett Lake	Bois Forte Band of Chippewa	\$175,000
USDOT	2023	Rural and Tribal Assistance Pilot Program (RTA)	Environmental Study - Willard Munger State Trail Connection	Fond du Lac Band of Lake Superior Chippewa	\$320,000
USDOT	2023	Safe Streets and Roads for All (SS4A)	City Wide Safety Action Plan	Buffalo City	\$192,000
USDOT	2023	Safe Streets and Roads for All (SS4A)	Safe & Equitable Mobility Action Plan	Edina City	\$200,000
USDOT	2023	Safe Streets and Roads for All (SS4A)	Fridley Streets for All	Fridley City	\$220,000
USDOT	2023	Port Infrastructure Development Program	Bulkhead Rehabilitation and Grain Barge Mooring Replacement Project	Red Wing City	\$1,989,246
USDOT	2023	Port Infrastructure Development Program	Wabasha Barge Terminal Project	Wabasha City	\$2,545,297
FAA	2023	Airport Terminal Program	Minneapolis - St. Paul International Airport	MSP	\$10,000,000
FAA	2023	Airport Terminal Program	Sky Harbor Airport	Duluth City	\$1,187,000
FTA	2023	Bus and Bus Facilities Program	Park and Ride Lot	Rochester City	\$7,440,000
FAA	2023	Contract Tower (FCT) Program	St. Cloud Regional Airport	St. Cloud City	\$495,000
FTA	2023	Low/No Emission Vehicle Program	FY23 Low/No Emission	MnDOT	\$1,456,970
FTA	2023	Low/No Emission Vehicle Program	Battery-Electric Buses, Chargers, Equipment	Metro Transit	\$17,532,900
FTA	2023	Low/No Emission Vehicle Program	Low-Emission Buses w/Electronic Farebox	White Earth Reservation Business Community	\$723,171
USDOT	2023	National Infrastructure Investments - RAISE	D8 TH19 Marshall	MnDOT	\$15,392,937
USDOT	2023	National Infrastructure Investments - RAISE	Coastal Transportation Infrastructure Rehab	Duluth City	\$8,196,234
USDOT	2023	National Infrastructure Investments - RAISE	Completing the Mississippi River Greenway	Dakota County	\$8,800,000
USDOT	2023	National Infrastructure Investments - RAISE	TH65 Improvements; 97th Ave. to 117th Ave.	Blaine City	\$20,000,000
FRA	2023	Railroad Crossing Elimination Program	FY22 RRX Elimination Planning Study Hinkley	MnDOT	\$480,000
FRA	2023	Railroad Crossing Elimination Program	CSAH 55 Rail Grade Crossing Elimination	Kandiyohi County	\$4,824,563
FRA	2023	Railroad Crossing Elimination Program	TH27 Mississippi River Bridge Grade	Little Falls City	\$3,200,000
FHWA	2023	Tribal Transportation Program Safety Fund (TTPSF)	Sawyer Pathway and Signage Project	Fond du Lac Band of Lake Superior Chippewa	\$763,314
FHWA	2023	Tribal Transportation Program Safety Fund (TTPSF)	Develop a Transportation Safety Plan	Red Lake Nation	\$15,000

2023 Grant Awards

Previous Success – Not Just for the “Big Boys”

Agency	Fiscal Year	Program	Project	Applicant/ Recipient	Award Amount
FRA	2022	Corridor Identification and Development Program	Northern Lights Express	MnDOT	\$500,000
FHWA	2022	Advanced Transportation Technology & Innovation (ATTAIN)	MN Autonomous Rural Transit Initiative	MN Dept of IRRR	\$9,302,812
FAA	2022	Airport Terminal Program	Minneapolis - St. Paul International Airport	MSP	\$21,300,000
FAA	2022	Airport Terminal Program	Bemidji Regional Airport	Bemidji City	\$95,000
FAA	2022	Airport Terminal Program	Glencoe Municipal Airport	Glencoe City	\$712,500
FAA	2022	Airport Terminal Program	Fillmore County Airport	Fillmore County	\$947,181
FHWA	2022	Bridge Investment Program - Planning	Minnetonka Blvd. Bridge	Excelsior City	\$269,600
FTA	2022	Bus and Bus Facilities Program	Wauburn Bus Facility	White Earth Band of Chippewa	\$3,607,642
FRA	2022	Consolidated Rail Infrastructure and Safety Improvements (CRISI)	MVRRRA Track Rehab Evaluation	MN Valley Regional Rail Authority	\$520,000
FRA	2022	Consolidated Rail Infrastructure and Safety Improvements (CRISI)	TC&W Rail Infrastructure and Safety Improvement	Twin Cities & Western Railroad Company	\$2,103,000
FAA	2022	Contract Tower (CT) Program	Anoka County - Blaine Airport	Anoka County	\$51,400
FTA	2022	Low/No Emission Vehicle Program	FY22 Low/No Emission	MnDOT	\$3,414,680
FTA	2022	Low/No Emission Vehicle Program	EV Buses and Charging Equipment	Prairie Island Indian Community	\$1,616,426
FTA	2022	Low/No Emission Vehicle Program	Propane-Fueled Big Woods Transit Fleet	Bois Forte Band of Chippewa	\$739,500
FTA	2022	Low/No Emission Vehicle Program	EV Buses and Charging Equipment	Southwest Transit	\$8,127,891
USDOT	2022	National Infrastructure Investments - RAISE	TH 197 Bemidji	MnDOT	\$18,000,000
USDOT	2022	National Infrastructure Investments - RAISE	Big Woods Transit Facility Construction	Bois Forte Band of Chippewa	\$9,514,944
USDOT	2022	National Infrastructure Investments - RAISE	6th Street Bridge Construction Project	Rochester City	\$19,900,000
USDOT	2022	National Infrastructure Investments - RAISE	Lake Sreet Improvements to Enhance BRT	Hennepin County	\$12,000,000
USDOT	2022	National Infrastructure Investments - RAISE	Station 73 Transit and Regional Improvement	Plymouth City	\$15,000,000
USDOT	2022	National Infrastructure Investments - RAISE	West Superior Street Active Corridor	Duluth City	\$24,999,160
USDOT	2022	Nationally Significant Multitmodal Freight/Highway (INFRA)	I90 Austin Bridge and Mobility Project	MnDOT	\$25,000,000
USDOT	2022	Nationally Significant Multitmodal Freight/Highway (INFRA)	US 212 Freight Mobility & Safety Project	Carver County	\$10,000,000
USDOT	2022	Reconnecting Communities Pilot Program	Reconnect Rondo Land Bridge	St. Paul City	\$2,000,000
USDOT	2022	Rural Surface Transportation Program	Moorhead Grade Separation Project	Moorhead City	\$26,309,600
USDOT	2022	Safe Streets and Roads for All (SS4A)	Comprehensive Safety Action Plan	Bois Forte Band of Chippewa	\$221,821
USDOT	2022	Safe Streets and Roads for All (SS4A)	Comprehensive Safety Action Plan	Columbia Heights City	\$200,000
USDOT	2022	Safe Streets and Roads for All (SS4A)	Comprehensive Safety Action Plan	Eagan City	\$80,000
USDOT	2022	Safe Streets and Roads for All (SS4A)	Comprehensive Safety Action Plan	Elk River City	\$198,480
USDOT	2022	Safe Streets and Roads for All (SS4A)	Comprehensive Safety Action Plan	Monticello City	\$200,000
USDOT	2022	Safe Streets and Roads for All (SS4A)	Comprehensive Safety Action Plan	Red Wing City	\$195,760
USDOT	2022	Safe Streets and Roads for All (SS4A)	Comprehensive Safety Action Plan	St. Louis Park City	\$160,000
USDOT	2022	Safe Streets and Roads for All (SS4A)	Comprehensive Safety Action Plan	Willmar City	\$200,000
USDOT	2022	Safe Streets and Roads for All (SS4A)	Comprehensive Safety Action Plan	Woodbury City	\$300,000
USDOT	2022	Safe Streets and Roads for All (SS4A)	Comprehensive Safety Action Plan	Hennepin County	\$240,000
USDOT	2022	Safe Streets and Roads for All (SS4A)	Comprehensive Safety Action Plan	ROCOG	\$276,800
USDOT	2022	Safe Streets and Roads for All (SS4A)	Comprehensive Safety Action Plan	St. Louis County	\$200,000
USDOT	2022	Strengthening Mobility Revolutionizing Transportation (SMART)	Curbside Management Open Data	Minneapolis City	\$1,975,000

2022 Grant Awards

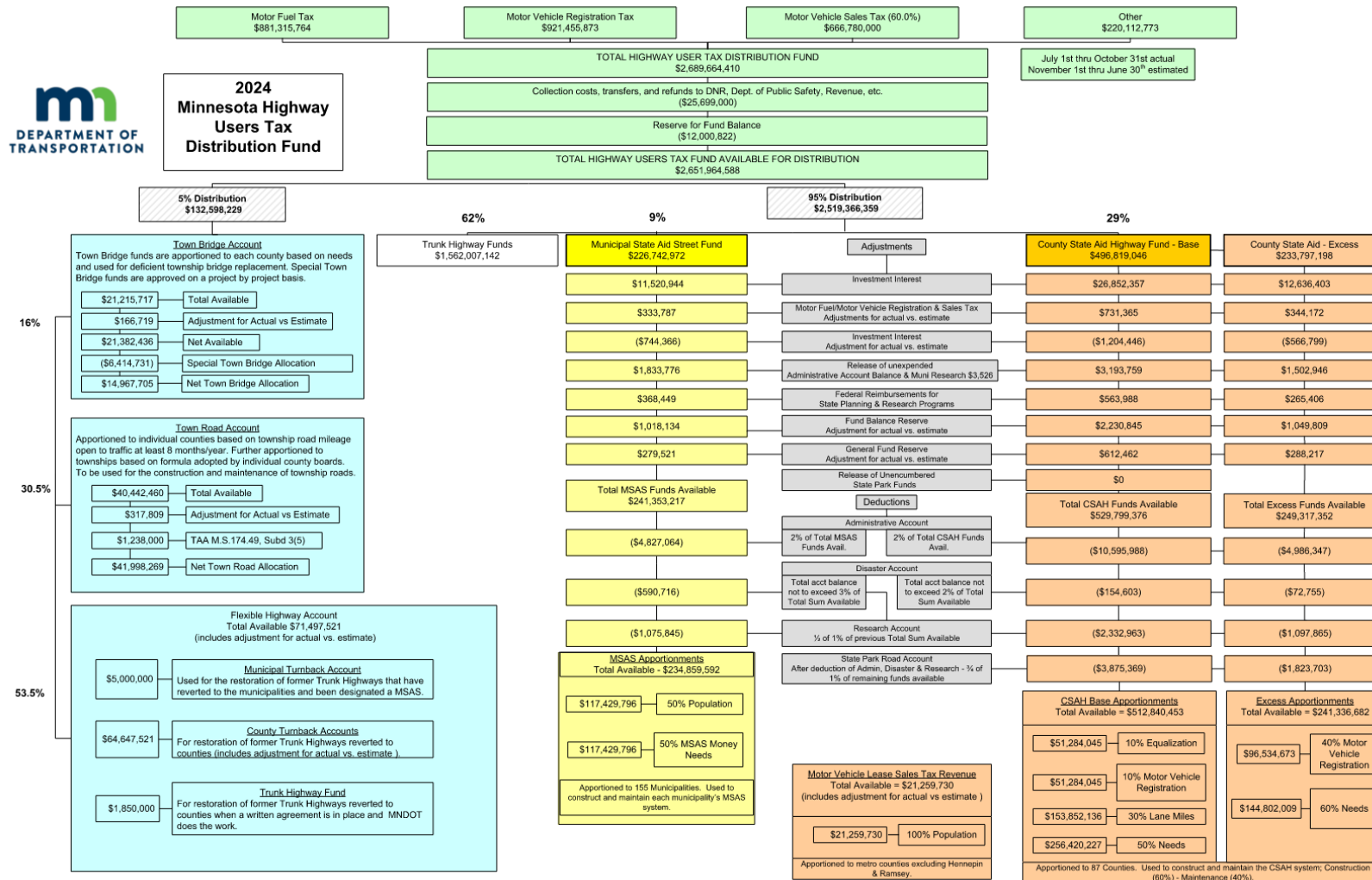
Putting It All Together: The “New” Way of Funding Projects

- State Funds

- Local Road Improvement Program (LRIP) – Competitive and Direct
- Local Bridge Replacement Program (LBRP)
- Active Transportation Program (AT)
- Safe Routes to School (SRTS)
- Local Partnership Program (LPP)
- Transportation Economic Development (TED)
- Corridors of Commerce (CoC)
- Minnesota Highway Freight Program (MHFP)
- Transportation Alternatives Program (TAP)
- Minnesota Rail Service Improvement Program (MRSI)
- Turnback Program
- State Park Road Account
- Flood and Disaster Relief

Putting It All Together: The “New” Way of Funding Projects

- HUTDF Funds – It’s Not Just 62-29-9 Anymore!



Major Impacts:

- 2008 Legislation (Chapter 152)
- 2023 Legislation (Chapter 68)

Putting It All Together: The “New” Way of Funding Projects

- Local Funds
 - Property Taxes
 - Levy
 - Bonding
 - Special Assessments
 - Development Fees/Improvements
 - Tax Increment Financing
 - Utility Fees

Putting It All Together: The New” Way of Funding Projects

Funding Example: TH 65 Corridor – City of Blaine / Anoka County



TH65 will be converted to a freeway type highway with grade-separated interchanges (at 99th Avenue, 105th Avenue, 109th Avenue, and 117th Avenue/Cloud Drive intersections). Existing local street/driveway connections to TH65 will be rerouted using frontage and backage roads. This project will improve safety and travel time, and reduce crashes along TH65.

Estimated Cost: \$200 Million!!!!

Putting It All Together: The New” Way of Funding Projects

Funding Example: TH 65 Corridor – City of Blaine / Anoka County

Date Secured	Amount Secured	Type of Funding	Recipient	Program	Section
May-20	\$ 1,500,000.00	State	Anoka County	General Obligation Bond (LRIP - Direct)	109th Ave Interchange (Engr/Env.)
Sep-20	\$ 624,600.00	State	Blaine	LPP	West Frontage Road
Feb-21	\$ 1,530,000.00	Federal	Blaine	HSIP	99th Ave/Davenport RAB
Feb-21	\$ 10,000,000.00	Federal	Blaine	Regional Solicitation	99th Ave Interchange
Jun-21	\$ 7,000,000.00	State	Blaine	General Fund	99th Avenue Interchange
Dec-21	\$ 4,600,000.00	State	Blaine	TED	West Frontage Road
Dec-22	\$ 5,000,000.00	Federal	Anoka County	2022 Congressionally Directed Funds	109th Ave Interchange
Dec-22	\$ 4,000,000.00	Federal	Blaine	2022 Congressionally Directed Funds	99th Ave Interchange
May-23	\$ 68,750,000.00	State	Blaine or Anoka Co.	Trunk Highway Bonds	TH 65 Corridor
May-23	\$ 25,000,000.00	State	Blaine or Anoka Co.	General Funds (Chap 72 LRIP - Direct)	99th/105th/109th/117th Interchanges
May-23	\$ 9,000,000.00	State	Blaine or Anoka Co.	General Funds (Chap 71 LRIP - Direct)	99th/105th/109th/117th Interchanges
Jun-23	\$ 20,000,000.00	Federal	Blaine	RAISE Grant	TH 65 Corridor
Jul-23	\$30,000,000	State	MnDOT	Corridors of Commerce	TH 65 Corridor
Nov-23	\$ 10,000,000.00	Federal	Anoka County	Regional Solicitation	109th Ave & 105th Ave Interchanges
Mar-24	\$ 4,000,000.00	Federal	Blaine	2024 Congressionally Directed Funds	117th Ave Interchange
Total	\$ 201,004,600.00				

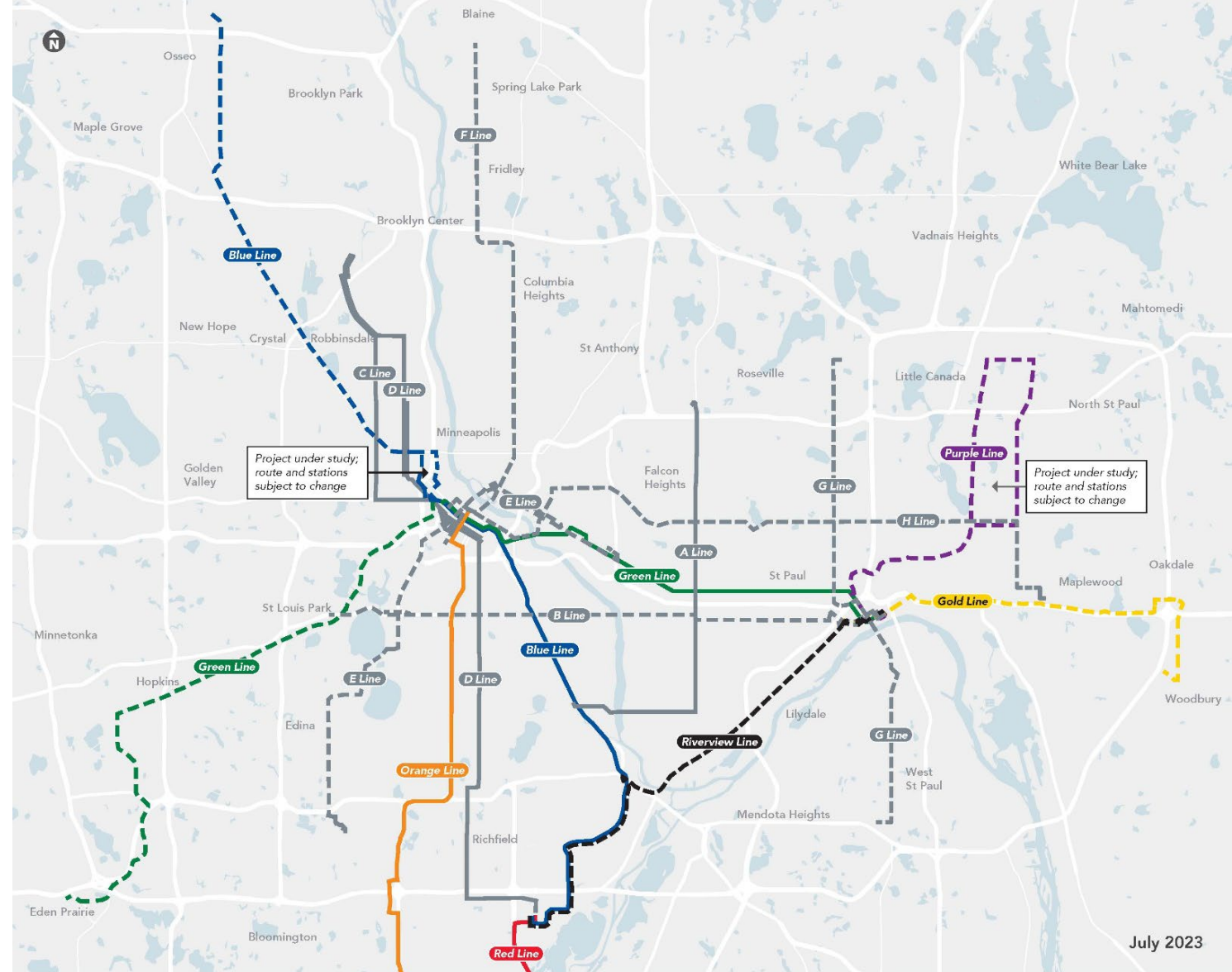
Corridors of Commerce Projects

District	Highway	Description	COC Award	Total Score
M	494	I-35W and TH 77 - E-ZPass expansion	\$177,600,000	625
M	I-94	Fish Lake Interchange: WB I-94/NB I-494 Merge Added Lane & WB I-94 Auxiliary Lane	\$11,200,000	540
M	36 & 120	Grade Separation	\$50,200,000	535
M	I-94	Fish Lake Interchange (I-94 / I-494 / I-694): Added Lane to the I-94 WB Merge with NB I-494	\$5,720,000	535
M	I-94	Fish Lake Interchange: WB I-94 Auxiliary Lane Between Hemlock Lane & Weaver Lake Road	\$5,410,000	525
M	494	E-ZPASS I-35W to Bloomington (SB only)	\$72,900,000	510
M	62	Highway 62 between Portland Ave. and Highway 77 (Cedar Ave.) - Lane addition	\$27,800,000	450

2030 METRO Corridors

Existing, Underway, or Planned for construction by 2030

- Blue Line: Opened 2004
- Red Line: 2013
- Green Line: 2014
- A Line (Snelling): 2016
- C Line (Penn): 2019
- Orange Line: 2021
- D Line (Chicago/Fremont): 2022
- *B Line (Lake/Marshall/Selby): 2025*
- *E Line (Hennepin/France): 2025*
- *Gold Line: 2025*
- *F Line (Central Avenue): 2026*
- *G Line (Rice/Robert): 2027*
- *Green Line Extension: 2027*
- *H Line (Como/Maryland): 2028*
- *Blue Line Extension: TBD*
- *Purple Line: TBD*
- *Riverview Line: TBD*



Current METRO network

- A Line
- C Line
- D Line
- Blue Line
- Green Line
- Orange Line
- Red Line

Planned METRO network


- Planned BRT
 - Gold Line
 - Purple Line
 - Riverview Line
 - Green Line Extension
 - Blue Line Extension
- Project under study; route and stations subject to change.*

- Lettered lines (A, C, D lines)
- Mix of state/federal funds, FTA Small Starts
- Primarily in mixed traffic, some bus-only lanes



ARTERIAL

- Orange Line & Red Line
- FTA Small Starts
- Local County sponsor/funding
- Primarily HOV/HOT lanes



HIGHWAY

- Gold Line & Purple Line
- FTA New Starts
- Local County sponsor/funding
- Exclusive BRT guideway



GUIDEWAY

Three varieties of BRT, one METRO system

Funding for arterial BRT

PROJECT CAPITAL FUNDING PLANNED BY SOURCE

