



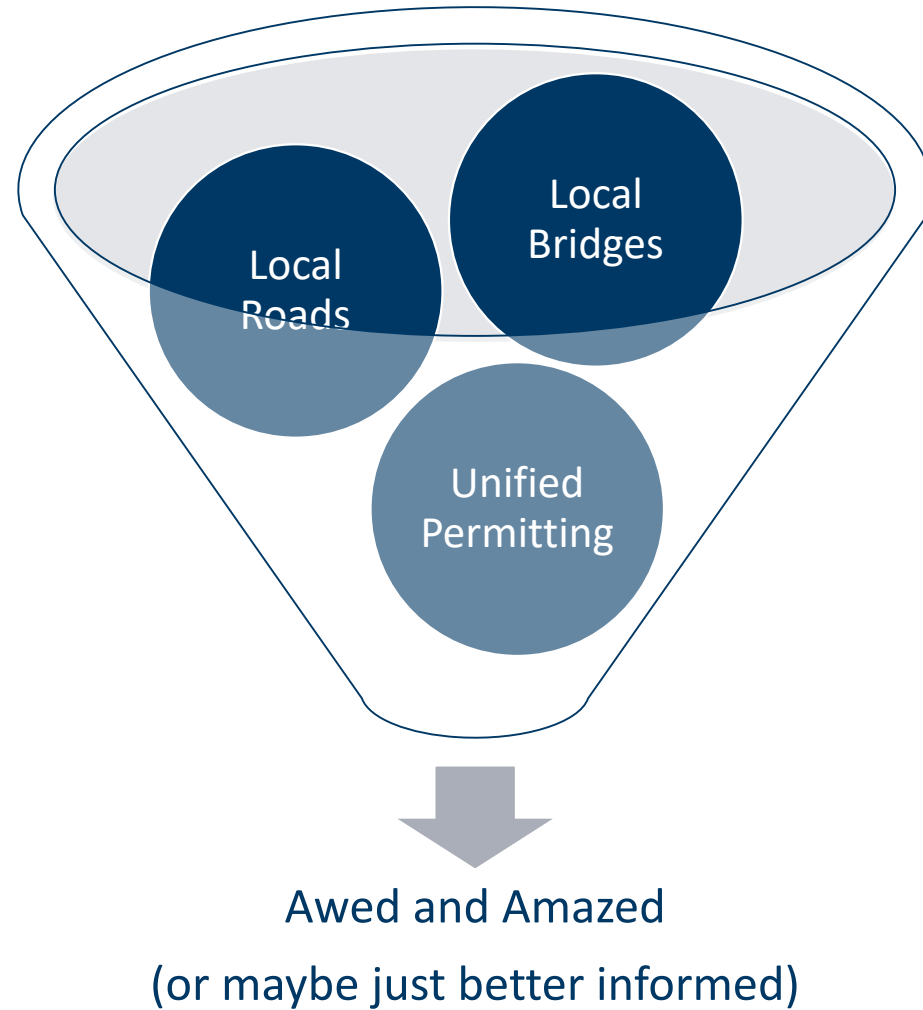
# State Aid Update

## Transportation Alliance Annual Meeting

Ted Schoenecker | Deputy State Aid Engineer

November 8, 2017

# State Aid Topics





# Local Bridge Replacement Program (LBRP)





# Local Bridge Replacement Program (LBRP)





# Local Bridge Replacement Program (LBRP)



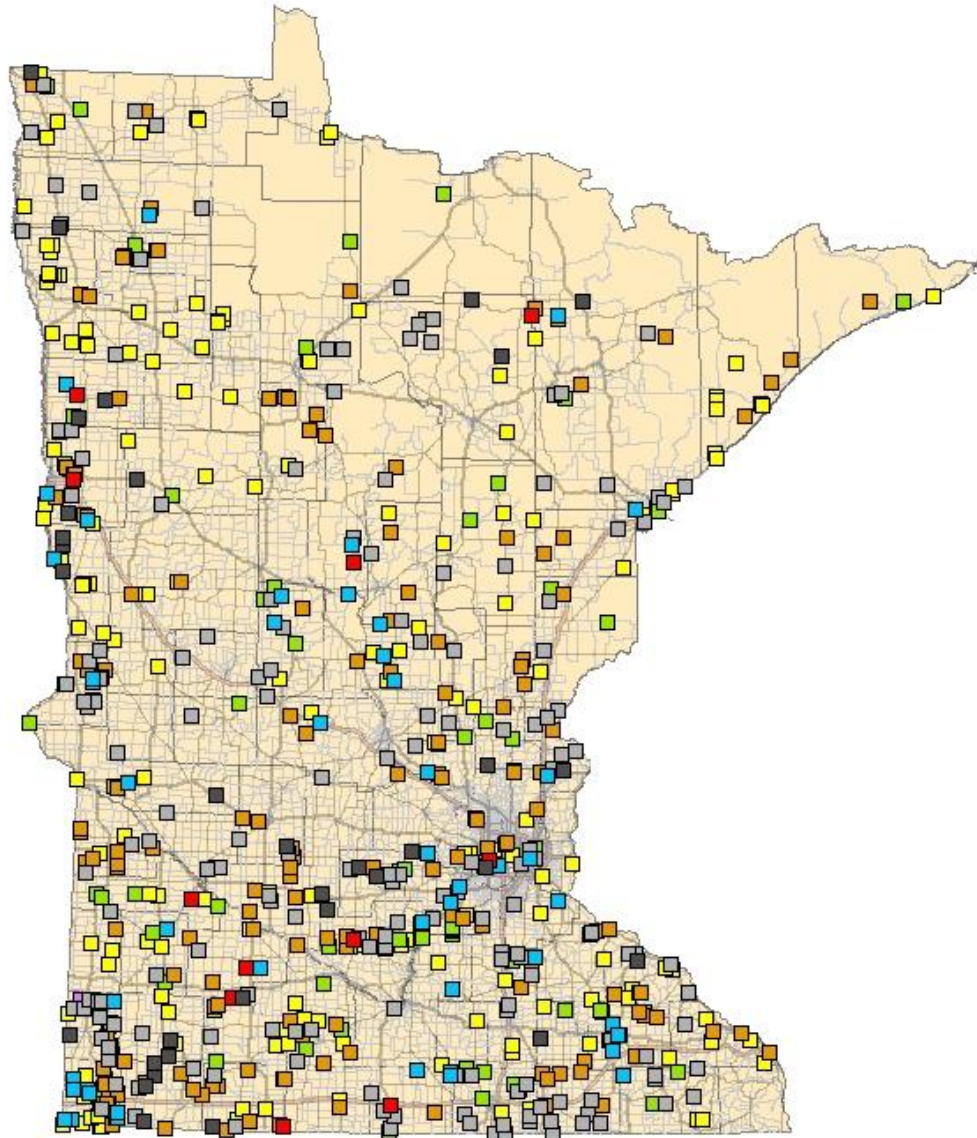


# Local Bridge Replacement Program (LBRP)



# LBRP History

Total:  
\$334.5 million in bond funds  
975 bridges replaced  
Avg - \$343,000 per bridge



Year	Bond \$	# Projects
2006	\$54.7m	228
2008	\$51.5m	133
2009	\$10m	6
2010	\$66m	232
2012	\$62.7m	256
2014	\$33m	49
2015	\$7.4	4
2017	\$49.2	67



# Local Bridges – Priority / Waiting List

- Master Local Bridge Priority List (5 year priority: 2017-2021)
  - Bridges identified by local agencies as priority for replacement within their 5-year capital improvement program
  - 923 bridges requesting \$245 million in bond funds
- Local Bridge Waiting List (as of November 2017)
  - Bridges that have been designed and approved or are in the process of design
  - 98 bridges requesting \$52 million in bond funds



# Local Road Improvement Program (LBRP)



# Local Road Improvement Program (LRIP)





# Local Road Improvement Program (LRIP)



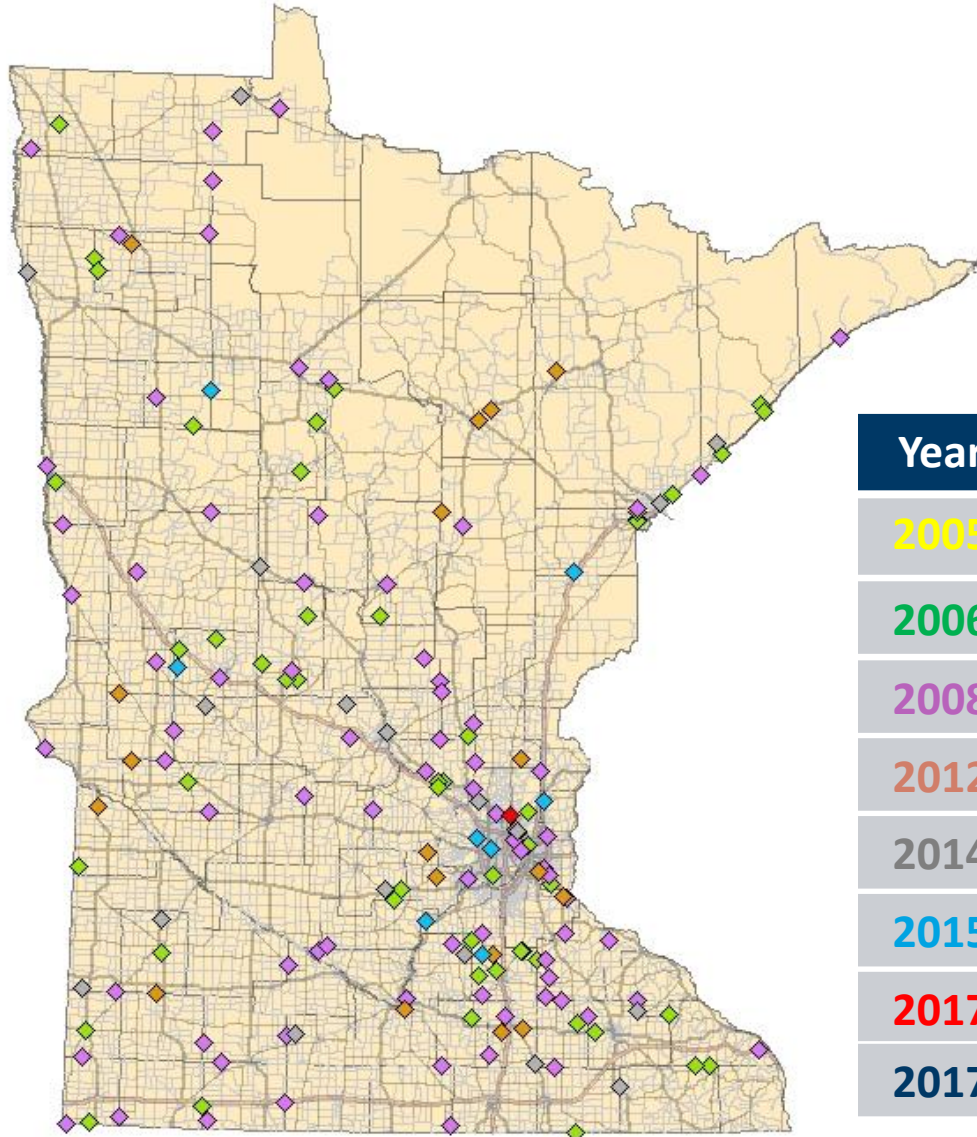
# Local Road Improvement Program (LRIP)





# LRIP History

Total:  
\$235.2 million in bond funds  
289 roads improved  
Avg - \$815,000 per project



Year	Bond \$	# Projects
2005	\$10m	46
2006	\$16m	75
2008	\$10m	81
2012	\$20m	34
2014	\$54.4m	43
2015	\$8.9m	9
2017	\$3.2m	1
2017	\$112.7	In Progress

# LRIP Competitive Solicitation

- Available funding - \$25,366,000
- Counties and state aid cities – applications due Nov 3 (\$1M max)
- Small cities and townships – applications due Dec 1 (\$750K max)
- Funding splits:
  - County – 30%
  - SA City – 30%
  - Small City – 30%
  - Township – 10%

Agency	# Projects Submitted	Bond \$ Requested	Total Project Cost Est.
County	85	\$66,800,000	\$296,000,000
State Aid City	44	\$38,900,000	\$178,000,000
<b>Total</b>	<b>129</b>	<b>\$105,700,000</b>	<b>\$474,000,000</b>

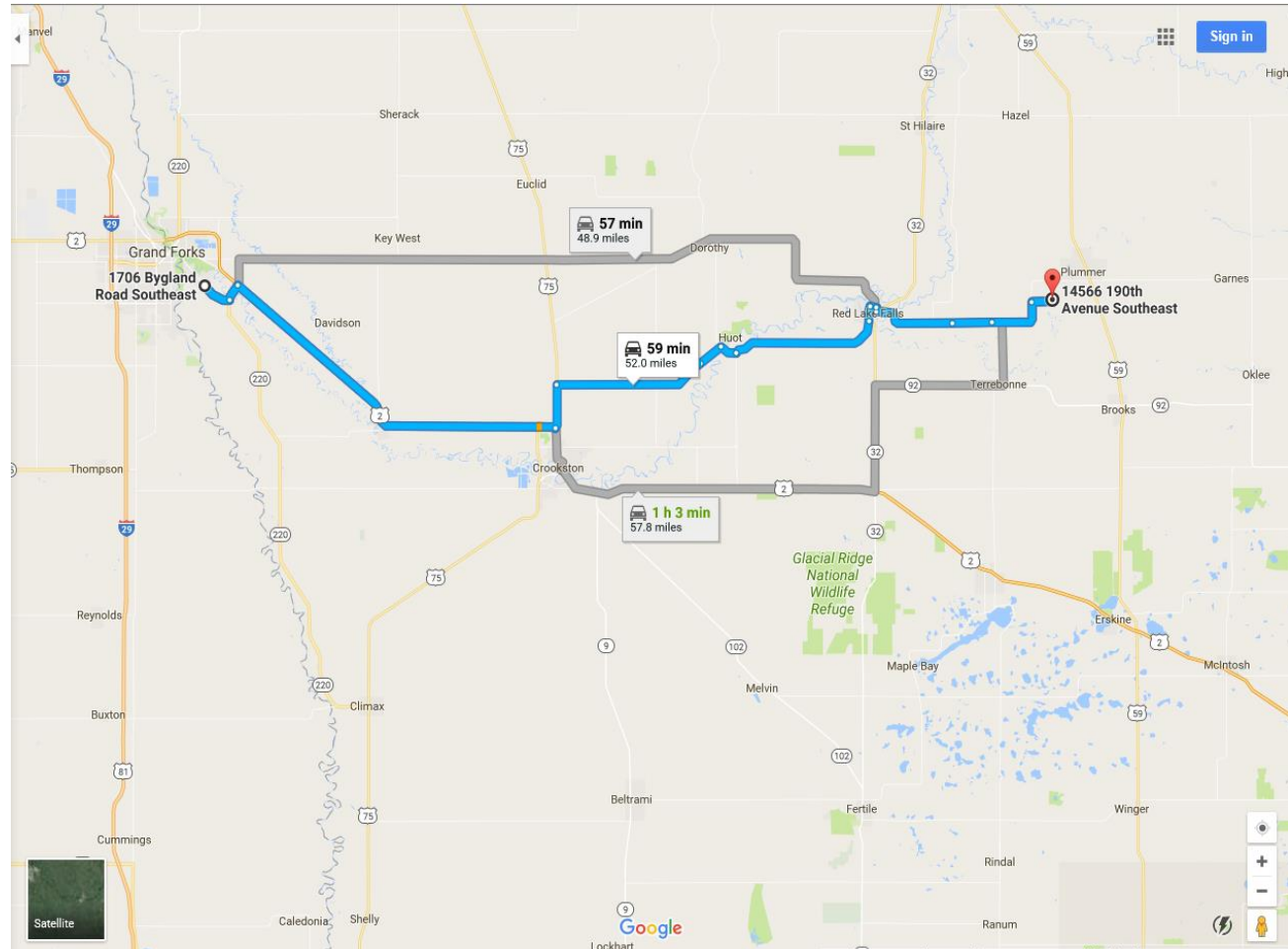


# Unified Permitting Process (UPP) – Oversize/Overweight



# Unified Permitting Process (UPP)

- Question:
  - Trucker A wants to haul an overweight piece of equipment from East Grand Forks in Polk County to a Red Lake County gravel pit outside of Plummer. How many agencies does he need to contact to get a permit from to make that trip?
- Answer: 5
  - City of East Grand Forks
  - Polk County
  - MnDOT
  - Red Lake County
  - Emardville Township





# Unified Permitting Process

- Goal – One Stop Shop for Oversize / Overweight Permitting
  - Seems easy. Just like Google maps.
- Three key things to address:
  - Data needs
  - Technology
  - Agency approval process
- At least 3-4 years away from implementation
  - Phase 1 – complete
  - Phase 2 – on-going (end product likely a pilot project in NE MN) – 2017-2018
  - Phase 3 – utilize results of pilot to develop a tool – 2019-2021

# Thank you again!

**Ted Schoenecker**

*ted.schoenecker@state.mn.us*

651-366-3804