



# Minnesota Department of Transportation

Citizens of Minnesota

Governor/Legislature

Commissioner

**Thomas K. Sorel**  
Commissioner

Transportation  
Ombudsman  
Deb L. Ledvina

Deputy Commissioner

**Khani Sahebjam**  
Deputy Commissioner  
and Chief Engineer

Government Affairs

Vacant

Chief Finance Officer

Kevin Z. Gray

Chief Counsel

Elizabeth M. Parker

Communications

Kevin G. Gutknecht

Financial Management

Audit

Daniel E. Kahnke

Policy, Safety & Strategic Initiatives Division

**Bernard J. Arseneau**  
Division Director

Policy Analysis, Research & Innovation  
**Nick A. Thompson**

External Partnering  
**Ginny M. Crowson**

Civil Rights  
**Hope J. Jensen**

Traffic, Safety & Technology  
**Susan M. Groth**

Materials & Road Research  
**Keith L. Shannon**

Employee & Corporate Services Division

**Pamela R. Tschida**  
Division Director

Human Resources  
**Eric M. Davis**

Affirmative Action  
**Lynette M. Geschwind**

Administration  
**Mark R. Wikelius**

Information & Technology Services  
**Bill E. Roen (Acting)**

Modal Planning & Program Management Division

**Timothy A. Hankal**  
Division Director

Investment Management & Performance Measures  
**Abigail E. McKenzie**

Transportation Data & Analysis  
**Jonette R. Kreideweis**

Transit  
**Mike A. Schadauer**

Freight & Commercial Vehicle Operations  
**Cecil L. Selness**

Aeronautics  
**Gary E. Workman**

Engineering Services Division

**Michael A. Barnes**  
Division Director

Bridges  
**Daniel L. Dorgan**

Project Scope & Cost Management  
**Vacant**

Construction & Innovative Contracting  
**Thomas D. Ravn**

Environmental Services  
**Frank W. Pafko**

Land Management  
**Robert S. Brown**

Technical Support  
**Mukhtar A. Thakur**

State Aid Division

**Julie A. Skallman**  
Division Director

Electronic Communications  
**Mark A. Gieseke**

State Aid for Local Transportation  
**Richard B. Kjonaas**

Operations Division

**Robert C. Winter**  
Division Director

Maintenance  
**Steven M. Lund**

District 1 Duluth  
**Michael L. Robinson**

District 3 Brainerd  
**Robert S. Busch**

Metro District  
**Scott L. McBride**

District 7 Mankato  
**James W. Swanson**

Assistant Division Director  
**Susan M. Mulvihill**

District 2 Bemidji  
**Lynn C. Eaton**

District 4 Detroit Lakes  
**Lee H. Bergat**

District 6 Rochester  
**Nelrae M. Succio**

District 8 Willmar  
**David G. Trooien**



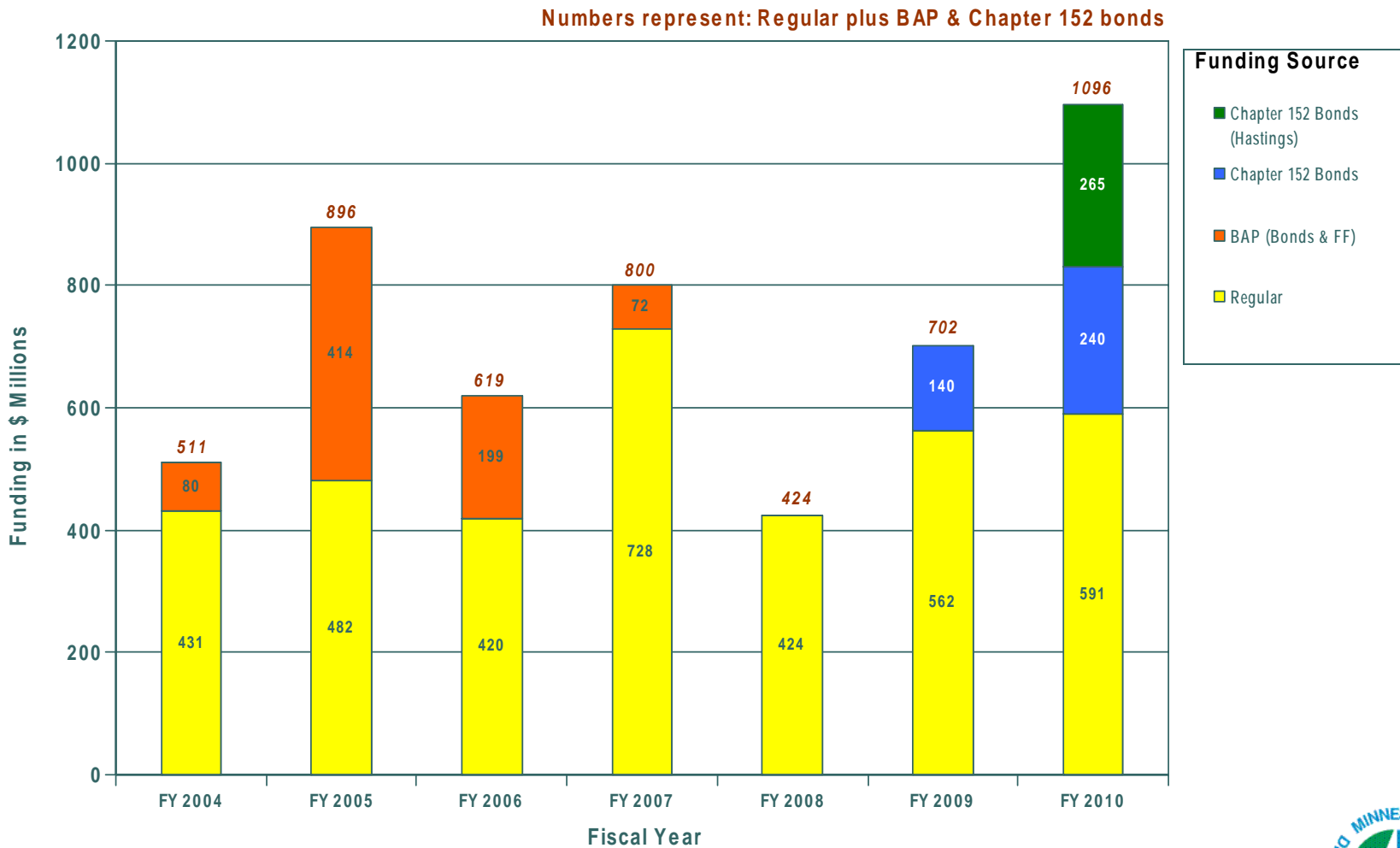
# MnDOT Trunk Highway Construction Outlook

Abby McKenzie  
Office of Investment Management

Minnesota Transportation Alliance  
November 10, 2008



# Construction Program\*



\*The Construction Program includes Right-of-Way, construction related agreements & program delivery in addition to actual construction contracts.





# Construction Projects in Calendar Years 2009 and 2010

Calendar Year	2009	2010	Total
Number of Projects	103	78	181
Cost in Millions	\$521.0	\$848.6	\$1,369.6





# Construction Projects in Calendar Years 2009 and 2010 by Program

Program	Number of Projects	Cost in Millions
Bridge Replacement	40	\$573.6
Resurface	89	\$350.8
Recondition	30	\$164.8
Reconstruction	17	\$146.8
Major Construction	5	\$133.6
<b>TOTAL</b>	<b>181</b>	<b>\$1,369.6</b>



# Construction Projects in Calendar Years 2009 and 2010 by District

## Number of Projects

District	Bridge Replacement	Resurface	Recondition	Reconstruction	Major Construction	Total	Estimate (millions)
1	7	12	8	4	0	31	\$193.4
2	9	10	5	0	1	25	\$79.0
3	9	19	0	3	0	31	\$109.4
4	0	8	1	0	0	9	\$65.5
6	7	13	1	3	1	25	\$180.4
7	1	3	1	3	1	9	\$30.1
8	1	5	3	1	2	12	\$98.7
M	6	19	11	3	0	39	\$613.1
<b>Total</b>	<b>40</b>	<b>89</b>	<b>30</b>	<b>17</b>	<b>5</b>	<b>181</b>	<b>\$1,369.6</b>





# Construction Projects in Next Six Months with Costs > \$7 Million

HWY	PROJECT	COST (millions)
14	Four-lane on new alignment from W Steele Co Line to Owatonna	\$65.0
35	Unbonded concrete overlay on NB lanes from TH 30 to N of BR 74804 in Steele Co	\$14.8
280	Replace Bridges, approach work, rehab SB frontage rd between I-94 and TH 36 in Ramsey Co	\$14.7
2	Unbonded concrete overlay between Deer River and Cohasset in Itasca Co	\$13.7
23	Replace Bridge over 10th Ave, reconstruct interchange and roadway in St Cloud	\$13.6
35	Recondition pavement & Bridge repair in Duluth	\$9.5
23	Reconstruct from Marshall CSAH 33 to Cottonwood CSAH 24	\$9.1
35	Pavement Rehab, N Jct 35W/35E to TH 8 in Washington Co	\$7.7
210	Resurface & new bridge between Jct TH 65 to Aitkin CSAH 61	\$7.2





# MnDOT Long Range Plans

Peggy Reichert  
Office of Investment Management

Minnesota Transportation Alliance  
November 10, 2008





# Long Range Planning Status Report

- Statewide Transportation Policy Plan
- District Highway Investment Plans



# Statewide Transportation Policy Plan

- 20 Year Long Range Policy Plan
- Required by State and Federal Law
- Update at least every 6 years to address changing trends and conditions
- Multi-modal
- Multi-jurisdictional
- Provides general investment priorities for the trunk highway system





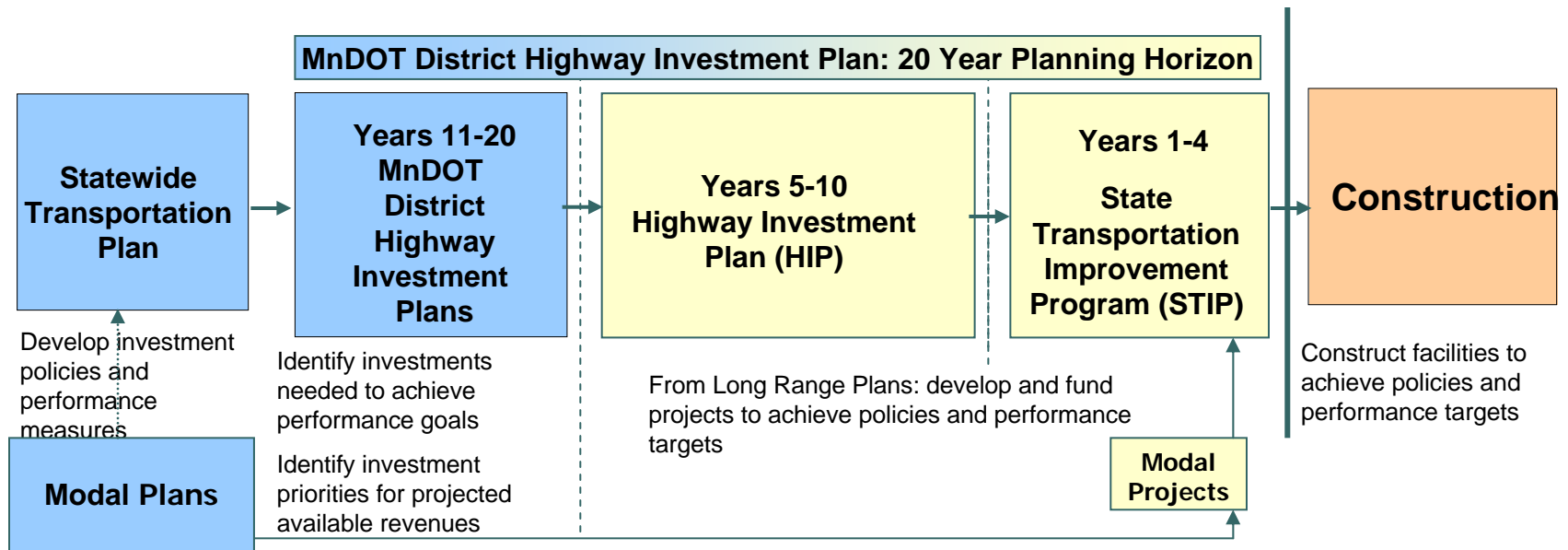
# District Highway Investment Plans

- 20 Year Outlook
  - Needs
    - Investments to Meet System Performance Targets
      - Safety, Preservation, Mobility
    - Community Development Needs
  - Investment Priorities for Projected Funding
  - Unfunded Needs
- Time Frames

2009-12	STIP	generally committed
2013-18		generally planned, subject to change
2019-28		long term outlook, no commitment



# Highway Planning and Programming Process





# Plan Development Process

- **March and April, 2007: Initial Statewide Outreach**
  - identified key issues, goals, and strategies
  - system preservation, IRC's, metro congestion, freight, transit
- **January, 2008: Steering Committee Convened**
  - Began analyzing trends, issues
  - Developed policies and strategies
- **February, 2008: Legislature approved Ch 152 funding, investment direction**
- **June/July 2007: Round 2 Statewide Outreach**
  - shared trends, issues, Ch 152 implications, emerging investment direction
  - concern: balanced investment across multiple priorities
    - Safety, preservation, mobility, community development





# Statewide Plan: Key Trends and Issues

- Growing, Aging, and More Diversified Population
- Aging Infrastructure and Declining Physical Conditions
- Higher Gas Prices, Declining VMT- volatility
- Revenues Not Keeping Pace with Costs
- Increased Interest in Multi-Modal Solutions





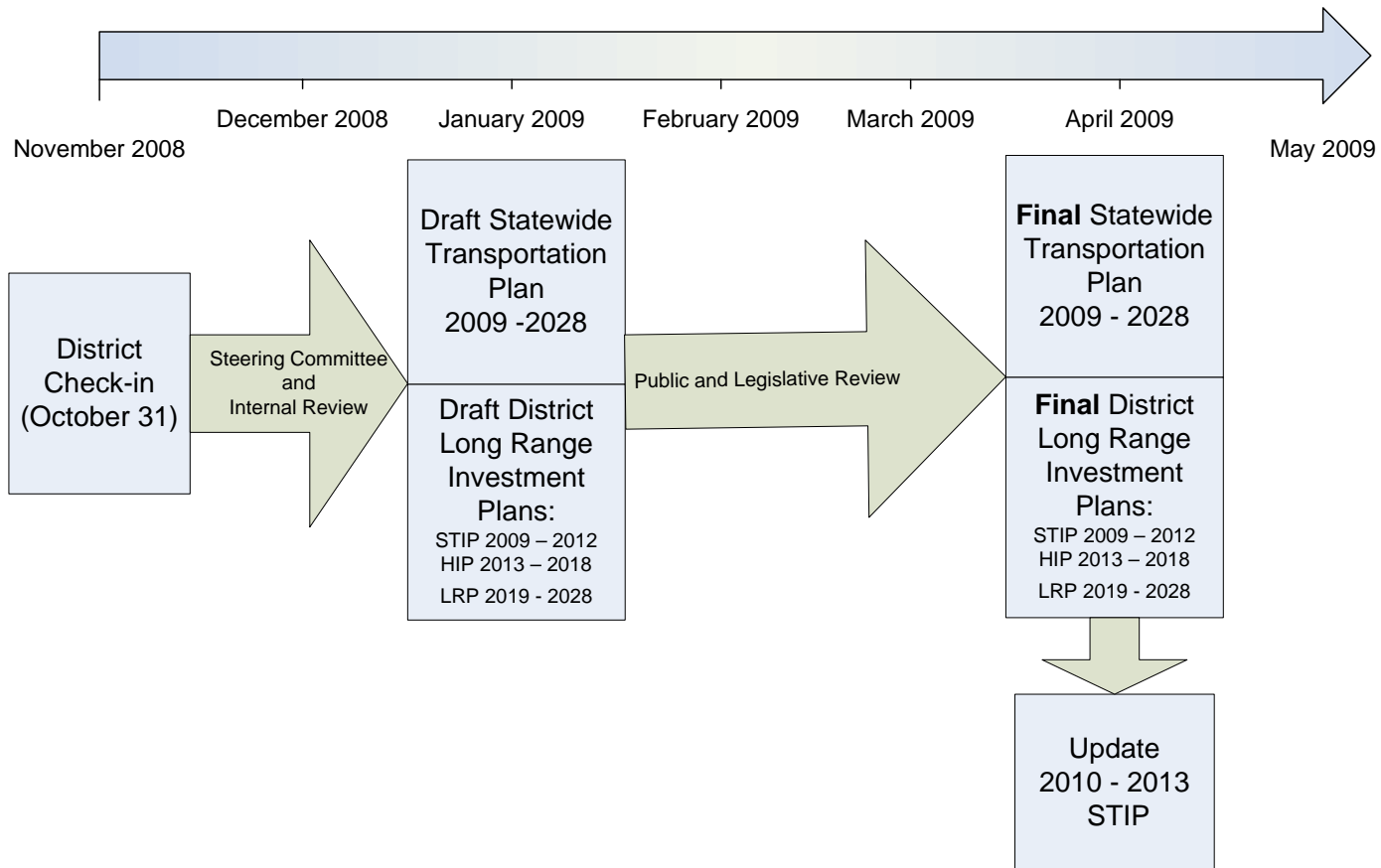
# Statewide Plan Policy Framework

1. Traveler Safety	6. Twin Cities Mobility
2. System Preservation	7. Greater Mn Regional Mobility
3. Maintenance, Operations and Security	8. Community Development and Transportation
4. National and Global Connections	9. Energy and Environment
5. Statewide Connections	10. Accountability and Transparency





# Next Steps





# Next Steps

- Sept-Dec      Evaluating alternative District Investment Scenarios Drafting Statewide Plan
- January:      Draft Statewide Plan and District Investment Plans posted on Web
- February:     3<sup>rd</sup> round Statewide Outreach
- March:        Steering Committee will consider input, recommend Statewide Plan with revisions
- April:         Commissioner approves Statewide Plan Districts adopt District Plans





For additional information:

Peggy Reichert  
Minnesota Department of Transportation  
Office of Investment Management  
Phone: 651-366-3778

[peggy.reichert@dot.state.mn.us](mailto:peggy.reichert@dot.state.mn.us)



**Statewide Transportation Policy Plan 2009-2028 Web Site:**

<http://www.dot.state.mn.us/planning/stateplan/index.html>



# Local Road and Bridge Funding

Patti Loken  
Office of State Aid for Local Transportation

Minnesota Transportation Alliance  
November 10, 2008



## Summary of Local Bridge Priorities

2008 THRU 2010

Updated  
November 4, 2008

	Number of Bridges	Estimated Project Cost	Federal Funds	State Aid	Town Bridge	Local Tax	Bond Funds
<b>Needs</b>							
<b>2009 - 2010</b>							
Total Needs	385	\$201,246,558	\$13,569,600	\$74,726,035	\$27,238,638	\$5,178,058	\$80,534,227
Bond Projects	222	\$182,356,820	\$12,637,600	\$74,304,035	\$11,828,600	\$3,052,358	\$80,534,227
Town Bridge Projects	152	\$30,513,238	\$491,000	\$0	\$27,311,538	\$1,906,700	\$804,000
<b>Unmet Needs</b>							
<b>2008</b>							
Total Needs	647	\$197,344,847	\$31,666,790	\$45,994,475	\$33,279,811	\$15,414,012	\$70,989,759
Bond Projects	376	\$157,168,845	\$31,291,790	\$43,916,051	\$681,268	\$10,289,978	\$70,989,759
Town Bridge Projects	235	\$38,182,455	\$0	\$0	\$33,279,811	\$2,414,034	\$2,488,610
<b>2009 - 2010</b>							
Total Needs	1,032	\$398,591,404	\$45,236,390	\$120,720,510	\$60,518,449	\$20,592,070	\$151,523,985
Bond Projects	598	\$339,525,665	\$43,929,390	\$118,220,087	\$12,509,868	\$13,342,336	\$151,523,985
Town Bridge Projects	387	\$68,695,693	\$491,000	\$0	\$60,591,349	\$4,320,734	\$3,292,610
<b>Total Bond Funds Needed For Biennium</b>							<b><u>\$151,523,985</u></b>

2008 - 2010 All Bridge Funding Programs		
Program Year		Number of Bridges
2008 - 2009	Bridges Funded To Date: (F)	147
2008	Unfunded Projects	647
2009 - 2010	New Bridge Projects To Fund	385
2008	Bridges Needing Funds	1,032
Average Cost Per Funded Bridge		\$386,954

2008 - 2010 Bridge Bond Projects		
Program Year		Number of Bridges
2008 - 2009	Bridges Funded To Date: (F)	64
2008	Unfunded Projects	376
2009 - 2010	New Bridge Projects To Fund	222
2008	Bridges Needing Bond Funds	598
Average Bridge Bond Funds Used Per Bridge		\$328,918
Average Cost Per Funded Bridge Using Bond Funds		\$648,835

2008 - 2010 Town Bridge Projects		
Program Year		Number of Bridges
2008 - 2009	Bridges Funded To Date: (F)	84
2008	Unfunded Projects	235
2008 - 2010	New Bridge Projects To Fund	152
2008	Bridges Needing Bond Funds	387
Average Town Bridge Funds Used Per Bridge		\$151,173
Average Cost Per Funded Bridge Using Town Bridge Funds		\$197,164



# Revenue Outlook

Kevin Gray  
Mn/DOT Chief Finance Officer

Minnesota Transportation Alliance  
November 10, 2008





# Revenue outlook

- Pre November 2008 forecast update
- State funds
  - Gas tax (\$775M FY2009 forecast)
  - Tab fees (\$499.5M)
  - MVST (\$197M)
- Federal funds
  - AASHTO outlook from October 2008
  - FFY2010 and beyond

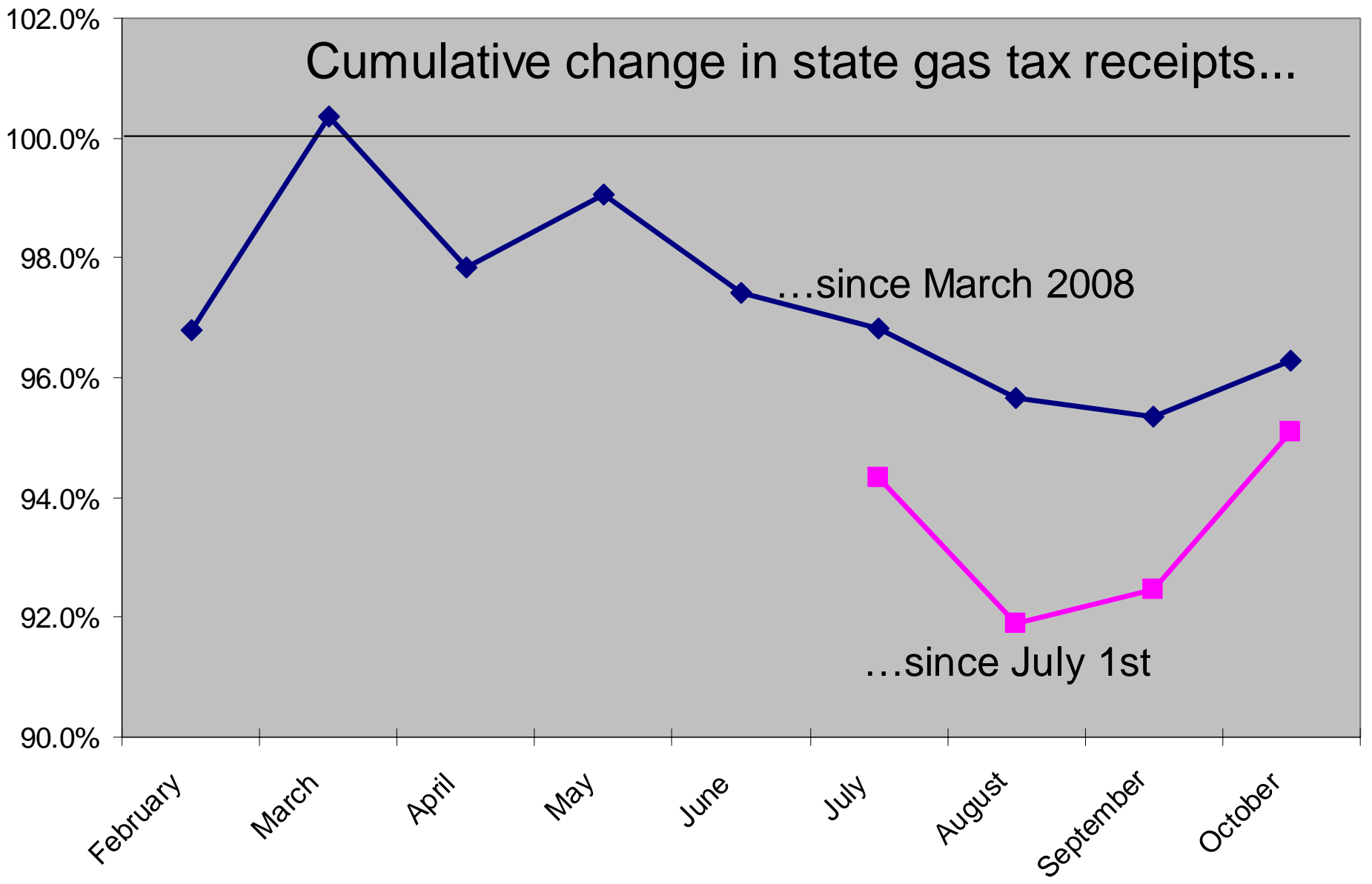


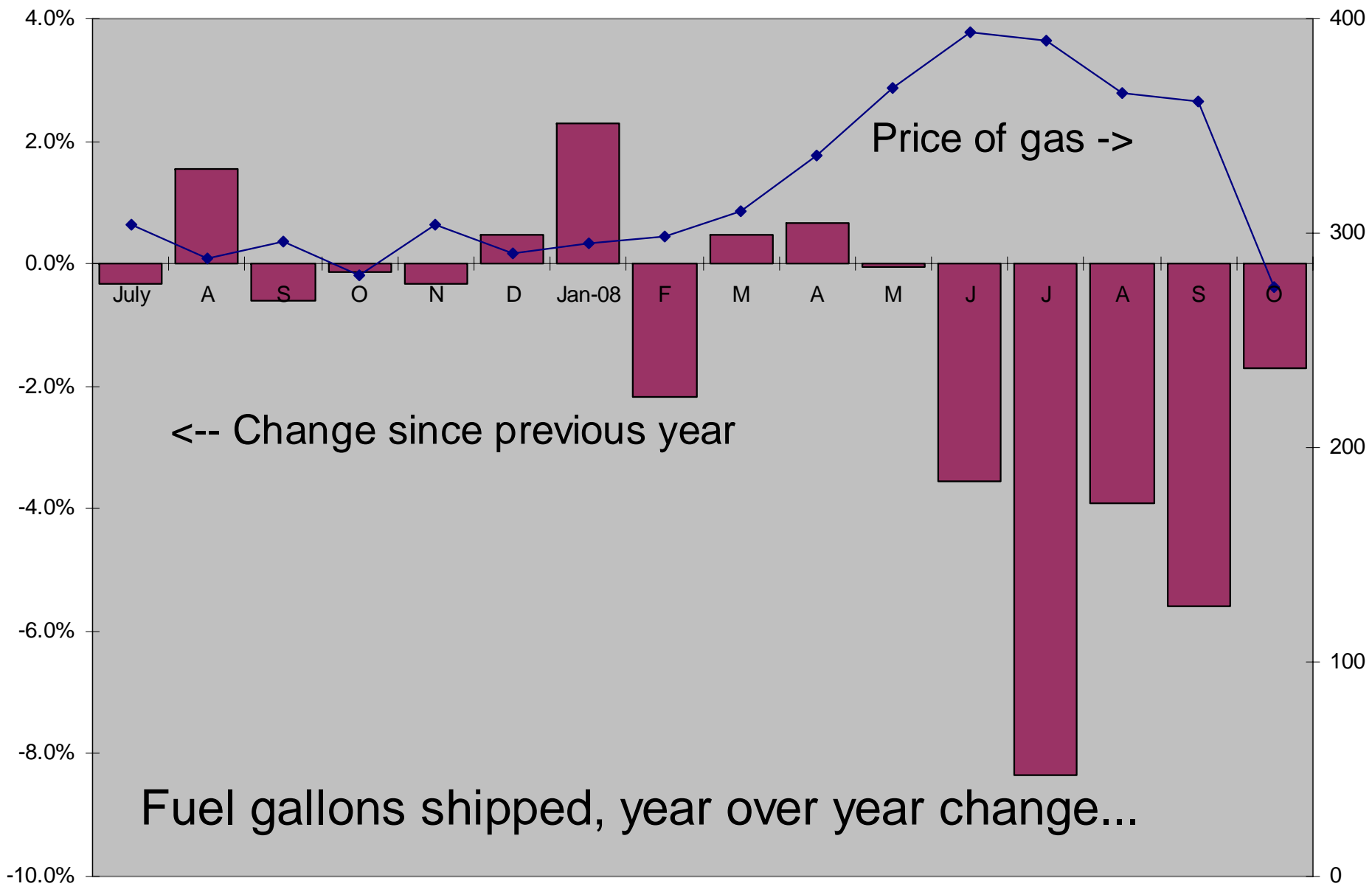


# Gas tax

- 2008 March forecast included impacts of Chapter 152 gas tax rate changes
- Nationally, FHWA has reported declines in vmt, year over year
- Mn/DOT traffic volumes show weakness
- Gas tax revenues declined, especially in summer months when gas prices were highest, down about \$19M versus forecast







Price of gas ->

<-- Change since previous year

Fuel gallons shipped, year over year change...



# Tab fees and MVST

- Tab fees
  - Has been about \$12M, or 3%, below forecast since Mar 2008
- MVST
  - March 2008 forecast was lowered to \$486M for FY2008; actual was \$513M
  - Actual FY08 of \$513M was below actual FY07 of \$533M
  - March forecast total MVST for FY2009 \$445M
  - Since March, HUTD share \$16 M (11%) above forecast
  - Outlook for auto sales still concerning





# Federal outlook

- AASHTO slides from October 2008
- Include impact of \$8 billion transfer in September





# Highway Account Revenues and Estimated Balance

Fiscal 2009 scenario using official budget estimates from July (Mid-session)

Full funding at \$43.2 billion

Balance \$2.8 Billion at end of year

Fiscal year 2009 other possible outcomes with reduced revenue

Mid-session numbers may be optimistic

The next estimate will come in January

Any reduced estimate is now speculative

AASHTO



# **Fiscal Year 2010 Program Level Based on Mid-session Estimates**

Program level \$24.1 Billion (Including safety programs)

Highway level \$22.7 billion

46 percent reduction from fiscal 2009

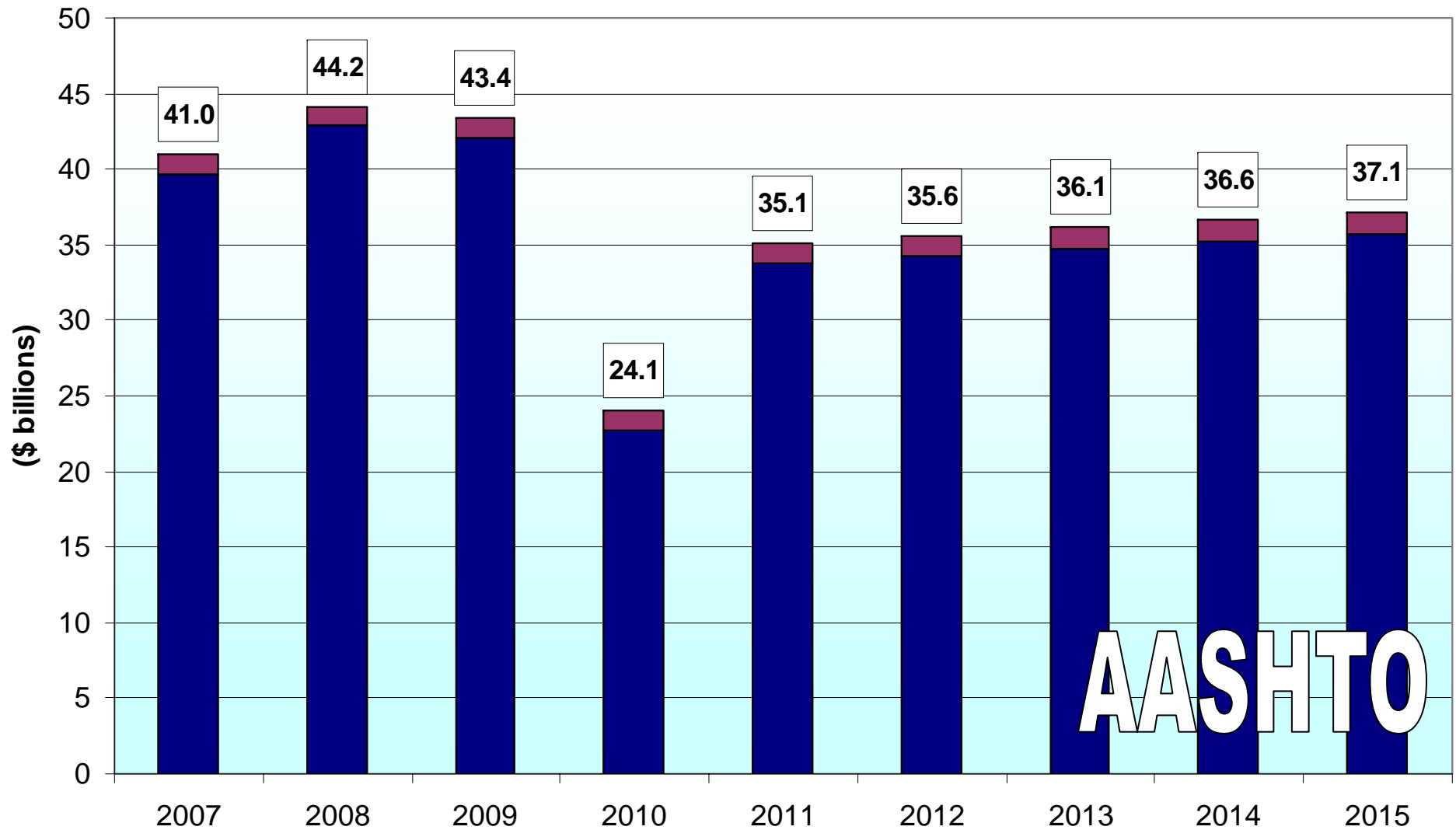
Overall program reduction 44 percent

Fiscal 2011 through 2015

AASHTO

# Highway Program Levels: 2007 - 2015

■ Core Programs (Fed-aid plus Exempt)    ■ Safety Programs (FMCSA and NHTSA)



AASHTO



Questions?



# Strategic Management Taskforce

Ginny Crowson


Office of External Partnering

[URL://www.dot.state.mn.us/updates/transportationtaskforce.html](http://www.dot.state.mn.us/updates/transportationtaskforce.html)

Minnesota Transportation Alliance

November 10, 2008





# Design/Build and Electronic Bidding

Tom Ravn  
Office of Construction and Innovative Contracting

Minnesota Transportation Alliance  
November 10, 2008

